



COAST[®]
LIGHTS • KNIVES • MULTI-TOOLS

2018



LIGHTS • KNIVES • MULTI-TOOLS

COAST Products is a 99-year-old, family-owned company that produces LED lights, knives, and multi-tools for work, recreation, and everyday use.

COAST produces innovative, technologically advanced products backed by a lifetime warranty that makes the user’s life safer, easier, and more enjoyable.

CONTENTS – 2018 PRODUCTS & ACCESSORIES

COAST LIGHT LAB & TECH LAB	4	AREA LIGHTS.....	95
HANDHELD LIGHTING TECHNOLOGY.....	8	KNIFE TECHNOLOGY	102
RECHARGEABLE HANDHELD LIGHTS.....	20	KNIVES & SHARPENERS	105
Rechargeable Handheld Accessories	36	MULTI-TOOL TECHNOLOGY	121
POLYSTEEL LIGHTS	40	MULTI-TOOLS	122
HANDHELD LIGHTS	46	DISPLAYS	126
Handheld Light Accessories	64	INDEX.....	130
HEADLAMP TECHNOLOGY	67		
RECHARGEABLE HEADLAMPS.....	71		
Rechargeable Headlamps Accessories	75		
HEADLAMPS	78		

NOTE: The products in this catalog only represent COAST's North American selection.

Listed specs are subject to updates at any time.

NEW YEAR, NEW LIGHTS

NEW ADDITIONS, NEW CATEGORIES

For 2018, COAST is introducing a variety of new lights designed to make work and play easier, safer, and more enjoyable. From multi-function rechargeables, to specialty handhelds and head-lamps, to a slick new area light, COAST continues to be both brighter and better.



Lights shown (L to R):

SX300R, FL19, FL13, PM500R,

TX1R, HX3



COAST LIGHT LAB & ANSI FL1

COAST LIGHT LAB

COAST serves on the board of PLATO, which "promotes the common business interests of companies that manufacture portable lighting products." As part of our commitment to common business interests, COAST tests its lights to a set of standards (known as ANSI FL1) that make the comparison between lighting products clearer and easier. ANSI FL1 standards require that lights be tested to exacting standards under certain conditions to produce accurate and useful results for the consumer. COAST's in-house Light Lab allows us to do that accurately, efficiently, and with consistency.



ANSI FL1 SPECS

A quick FL1 primer: LIGHT OUTPUT (listed as lumens) is a measurement of how much light is being emitted. BEAM DISTANCE measures how far (in meters) a beam projects a useful amount of light, measured at 0.25 lux (approximately the equivalent of light emitted from a full moon "on a clear night in an open field"). RUN TIME is how long a light will run with fresh batteries from 30 seconds after the light is turned on until the light output reaches 10% of the initial measurement. Here's an example:

ANSI FL1*	High	Medium	Low
Lumens	620	220	64
Beam Distance	234m	134m	74m
Runtime	2h	4h 30min	34h

*Unless otherwise noted, ANSI specs refer to white beams.



THE SPHERE

Ever wonder how a COAST light gets its light output rating? Our integrating sphere is the answer. Sophisticated technology for measuring sophisticated lights.

LAB TECH

The Light Lab requires constant surveillance to operate at its best. Our in-house Lab Tech knows the equipment and speaks the ANSI language.

COAST TECH LAB

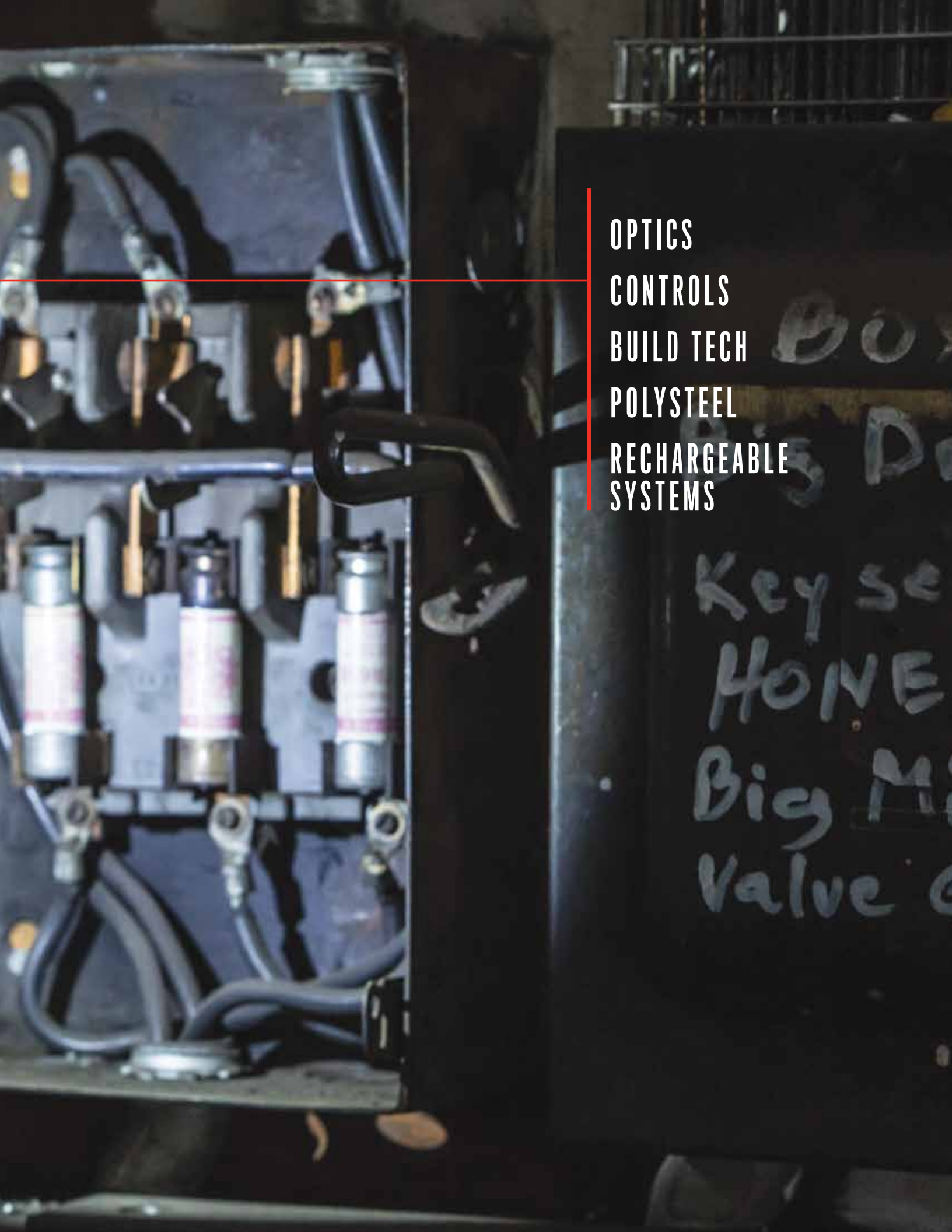
COAST TECH LAB

Creating new generations of lighting projects requires an investment in technology and a dedication to electronics testing and design. The COAST Tech Lab allows us to collect the data we need to give our newest lights the most advanced features and performance for their respective categories and price-points. Along with the Light Lab, this further demonstrates COAST's commitment to quality.



HANDHELD LIGHTING TECHNOLOGY





OPTICS

CONTROLS

BUILD TECH

POLYSTEEL

RECHARGEABLE
SYSTEMS


Box
B's D
Key se
HONE
Big M
Valve



PURE BEAM FOCUSING OPTIC

ENHANCED FIELD OF VIEW

Our largest, Ultra View Flood Beam and our Bulls-Eye Spot Beam with transition halo. The Bulls-Eye Spot provides good viewing up to 1151 feet / 351 meters and the Ultra View Flood Beam provides a consistent circle of light up to 11 ½ feet / 3.5 meters in diameter at a distance of 6 feet / 1.8 meters.



ULTRA VIEW FLOOD BEAM
 11.5 ft. / 3.5 m across
 at 6 ft. / 1.8 m

BULLS-EYE SPOT BEAM
 Up to 1151 ft. / 351 m


Bulls-Eye Spot also available
 as stand-alone optic.



LONG RANGE FOCUSING OPTIC


ENHANCED DISTANCE

Our longest, X-Range Spot Beam and our Broad View Flood Beam. The X-Range Spot Beam provides good viewing up to 2762 feet / 842 meters and the Broad View Flood Beam provides a consistent circle of light up to 7 ½ feet / 2.3 meters in diameter at a distance of 6 feet / 1.8 meters.



X-RANGE SPOT BEAM
 Up to 2762 ft. / 842 m


BROAD VIEW FLOOD BEAM
 7.5 ft. / 2.3 m across
 at 6 ft. / 1.8 m



UNIVERSAL FOCUSING OPTIC


COMPACT SIZE

Designed to fit our smallest focusing lights, our Universal Focusing Optic provides a very broad, consistent flood beam and a long distance spot beam.



MAX VIEW FLOOD BEAM
8 ft. / 2.4 m across
at 6 ft. / 1.8 m

LONG DISTANCE SPOT BEAM
Up to 305 ft. / 93 m



INSPECTION BEAM OPTIC

CLEAR, CONSISTENT, DEFINED

Excellent for technical work, reading, and illuminating a defined area at closer ranges.



LOW GLARE



UTILITY BEAM

EVERYDAY BRIGHT

Comprised of multiple individual light beams that overlap to create a broad, less defined light area that is brighter in the center and diffuses at the edges. A good general-use beam.



+ RED



+ RED, BLUE



+ RED, GREEN, BLUE

BEAM CONTROLS – FOCUSING SYSTEMS

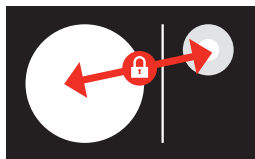
SLIDE FOCUS

Spot to flood light control at your fingertips.
 Shape your beam with the simple push or pull of your thumb.



BEAM LOCK

Lock the beam anywhere you want it.
 Twist left to lock the beam in place.
 Twist back to the right to release.



TWIST FOCUS

Twist the head of the light to move
 between a flood and a spot beam.



POWER CONTROLS – SWITCH SYSTEMS

QUICK-CYCLE SWITCH

Control your light power with the push of a button. Press once for full light power; press off and press on again for lower light power. In some models, press off once more and then on again for lowest light power. Certain lights also have a momentary switch—just partially depress the power button.

Some Coast lights include a special strobe feature. Once for full power; off/on again for strobe; off/on again for low light power.


- High | Low
- High | Medium | Low
- High | Strobe | Low
- High | Strobe



TAIL CAP DESIGN

Many of COAST's lights use a Quick-Cycle tail switch. A tail switch is a well-known feature in the tactical and professional markets, but not all users may be familiar with the design. One of the most common ways to hold a tail-switch light is in one's fist, with one's thumb to the rear, touching the switch. This allows the light to be held up-and-away from one's body, which can provide useful changes in both beam direction and elevation.

COAST's tail cap design also allows many of our lights to stand up straight for vertical lighting applications.



FRONT SWITCH

Easy one handed on/off activation located near the head of the light.



MULTI-SWITCH

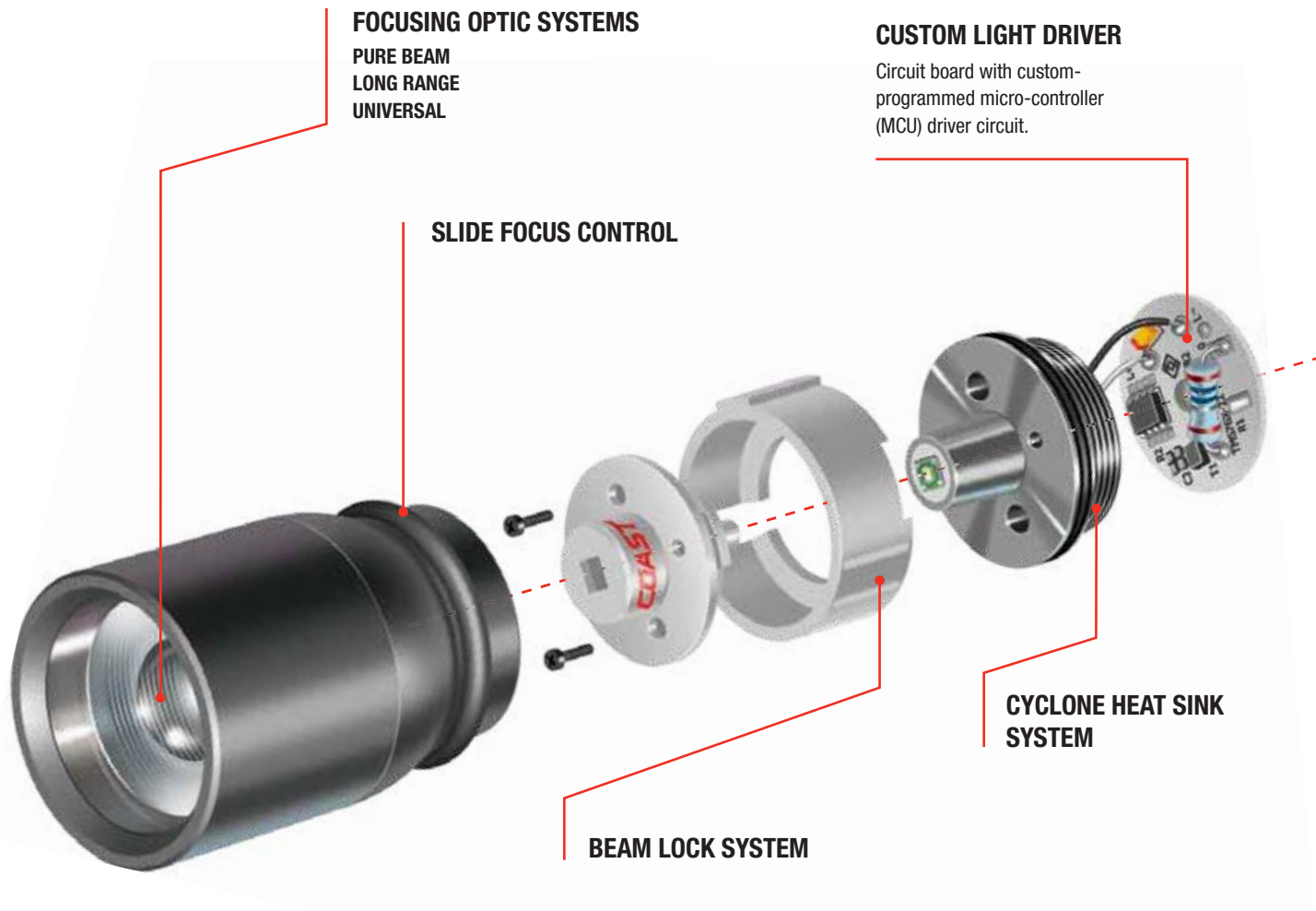
Separate power switches for different color modes.



HANDHELD BUILD TECHNOLOGY

PURPOSE BUILT

COAST handheld lights are designed to provide both the internal and external functionality required to excel in their intended purposes. With innovative and patented technologies, as well as high-quality materials and finishing processes, COAST lights provide extraordinary function and value.





**WEATHERPROOF
ALUMINUM OR
STAINLESS STEEL*
CONSTRUCTION**

TAIL CAP (FRONT):
COAST Red Ring of Quality
Anti-roll lanyard attachment
Heavy-Duty O-Ring

TAIL CAP (REAR):
Ergonomic and recessed
power switch
Designed to allow light
to stand upright

GOLD-PLATED CONTACTS

BATTERY CARTRIDGE

Not all design features present on all lights.

*Some Coast handheld lights also use coating materials in their construction.



DURABLE

COAST handheld lights are manufactured to withstand constant use. Metal construction*, heavy duty O-rings, and custom battery cartridges are all built to provide longevity and durability.

POLYSTEEL®

TOUGH TECH

Take a tough-as-nails stainless steel core, cover it in grip-textured poly-nylon, add a focusing, Pure Beam Optic, and then top it off with COAST's exceptional warranty and you have POLYSTEEL.

POLYSTEEL lights have passed the IPX8-level waterproof test while under 3 meters (9.9 feet) of water for 6 hours. Certain POLYSTEEL lights have also passed the ANSI FL1 drop test from up to 3 meters in height. COAST has also done some real-world "tough testing," ultimately crushing a POLYSTEEL light under the track of a massive logging loader. The result? The light was still on, doing its job.



PURE BEAM FOCUSING OPTIC


Tough doesn't mean you have to skip on features. All POLYSTEEL lights include COAST's patented Pure Beam Focusing Optic system for outstanding beam shape at all ranges.



TWIST FOCUS CONTROL

The same focusing system found on other high-end COAST flashlights allows the user to focus the POLYSTEEL beam by simply twisting the head of the light.

REAL-WORLD TOUGH TESTS



POLY-NYLON OVER STAINLESS STEEL CORE

POLYSTEEL perfectly describes how these lights are constructed. A fiberglass-reinforced polymer covers a stainless steel core to create a flashlight capable of withstanding serious, professional level use. (NOTE: cutaway shown; poly covers entire handle area).



3-LEVEL REAR SWITCH

The rear power switch controls high / medium / low light settings to provide just the right beam intensity for the application.

RECHARGEABLE SYSTEMS

FLEX CHARGE DUAL POWER

FEATURED ON:
HP314R, SX300R, HP10R,
HP8R, HP7R, HP5R, HP3R*,
POLYSTEEL 600R*,
PX1R, TX1R,
A25R, A22R

*HP3R battery cannot be charged outside of light.
*Polysteel 600R battery must be charged outside of light.



FLEX CHARGE

RECHARGEABLE BATTERIES

Charge one while using the other (both included).

DUAL POWER

ALWAYS READY

Also operates with standard alkaline batteries. Battery cartridge and batteries included on applicable items.

PRO-TEK CHARGING PORT

Slides for charging port access.



AC, DC, USB



Charge with AC, DC, or USB.

PRO-FLEX CHARGING CAP

FEATURED ON:
A9R, A8R



To recharge, simply re-cap the light.



AC, DC, USB



Charge with AC, DC, or USB.

EXTERNAL CHARGING SYSTEM

USB BATTERY PACK CAN CHARGE OTHER DEVICES



HP314R

COAST's external charging system allows other devices to be charged by a COAST hand-held light battery pack. The USB connection ensures broad compatibility. Access to external charging port is dependent on light model.

FEATURED ON:
HP314R, HP10R,
POLYSTEEL 600R



External Device



HP10R



Polysteel 600R



HP314R

RECHARGEABLE HANDHELD LIGHTS

ALWAYS READY

NO MORE DOWNTIME

COAST's rechargeable handheld light are game-changers. Adding advanced rechargeable technology to our already outstanding optics and build quality, results in lights with quick-change, flexible power sources and exceptional long-term value.





COAST HP-10R

COAST Part # 20938

⚡ HP314R

1200 Lumens | 2762 ft Beam | IPX4 | Lithium Ion or 4 × D

LONG RANGE FOCUS
 SPOT & FLOOD

High | Strobe | Low
 Slide Focus

Length: 17.1" | 43.5 cm
 Weight: 49.6 oz. | 1406 g
 1 × Li Ion battery pack
 4 × D batteries

Clam: -
 Box: **20527**

ANSI FL1 (Rec)	High	Low
Lumens	1000	105
Beam Distance	821m	247m
Runtime	10h	85h

ANSI FL1 (Alk)	High	Low
Lumens	1200	165
Beam Distance	842m	317m
Runtime	3h 15min	94h



Custom EVA case with shoulder strap, bezel ring, charging accessories, and tripod mount included

The HP314R is the ultimate rechargeable light for the serious professional as it can throw its focused beam over a half-mile thanks to our Long Range Focusing Optic System.



Slide Focus



Strobe



RECHARGEABLE BATTERY PACK

Item: **20529**

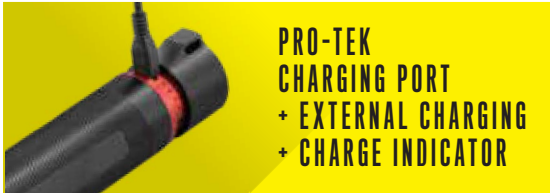


PRO-TEK CHARGING PORT
 Charge the light.
 Check charge level.


USB POWER PORT
 Charge other devices.



FLEX CHARGE DUAL POWER



The HP314R includes one lithium ion rechargeable battery pack and one set of 4 D alkaline batteries. The rechargeable battery pack can be charged either inside or outside the light. And, with the USB power-out feature, the HP314R can be used to power or charge other devices.



**WHEN YOU NEED THE (RECHARGEABLE)
BEST, TAKE THE HP314R**

Measuring over 17 inches long and throwing out 1200 lumens of highly focused light, the HP314R is the pinnacle of all COAST lights. When the conditions demand it, nothing else will do.



MAX RANGE OVER 1/2 MILE


SX300R

850 Lumens | 754 ft Beam | C.O.B. Area Light | IPX4 | Lithium Polymer or 4 × AAA



Slides open for C.O.B. area light.

PURE BEAM FOCUS
 FLOOD & SPOT + COB
 + RED

High | Medium | Low
 Twist Focus

Length: 6.7" | 17.0 cm
 Weight: 10.4 oz. | 295 g

1 × Li Polymer battery pack
 4 × AAA batteries

Magnetic tailcap
 AC/DC with USB adapter

Clam: —
 Box: **21075**

ANSI FL1 (Rec)	High	Medium	Low
Lumens	850	255	95
Beam Distance	230m	126m	77m
Runtime	2h 30min	4h 30min	7h 15min

ANSI FL1 (C.O.B.)	Rec	Alk
Lumens	335	335
Beam Distance	23m	23m
Runtime	3h 30min	1h 45min

ANSI FL1 (Alk)	High	Medium	Low
Lumens	825	255	95
Beam Distance	227m	126m	77m
Runtime	1h	2h	4h 15min

The SX300R was created to provide both an outstanding focusing beam flashlight and a brilliant, ready-to-go area light.

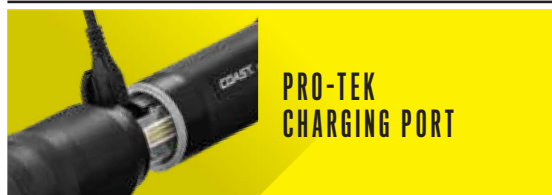


Twist Focus



Magnetic Tail Cap

FLEX CHARGE DUAL POWER



The SX300R includes one lithium polymer rechargeable battery pack and 4 AAA batteries. The rechargeable battery pack can be charged either inside or outside the light, assuring that you're never out of power. With the AC adapter connected via a USB cable (included), charging can be done in diverse locations.



RECHARGEABLE BATTERY PACK

Item: **21111**



⚡ POLYSTEEL 600R

710 Lumens | 810 ft Beam | IPX8 | Lithium Ion or 4 × AA


**High | Medium | Low
Twist Focus**

 Length: 7.9" | 20 cm
 Weight: 12 oz. | 340 g

Poly-nylon over stainless steel core

 1 × Li Ion battery pack
 4 × AA batteries

AC+DC with USB adapters


BLACK
 Clam: 20708
 Box: 20518

RED/GRAY
 Box: 20519

BLUE/GRAY
 Box: 20525

GREEN/GRAY
 Box: 20520

ORANGE/GRAY
 Box: 20526

ANSI FL1 (Rec)	High	Medium	Low
Lumens	530	155	42
Beam Distance	209m	108m	59m
Runtime	5h 45min	9h 30min	35h


ANSI FL1 (Aik)	High	Medium	Low
Lumens	710	245	73
Beam Distance	247m	142m	78m
Runtime	2h 15min	5h 15min	40h

The Polysteel 600R is still waterproof, drop proof, and crush proof, but now adds a rechargeable capability to the mix.


Twist Focus

IPX8 Waterproof
 at 3 meters for 6 h

FLEX CHARGE DUAL POWER



The Polysteel 600R includes one lithium ion rechargeable battery pack and one alkaline battery cartridge (with 4 AA batteries). The rechargeable battery pack charges outside the light, and can also be used to power or charge other devices (via USB).



⚡ HP10R 1050 Lumens | 1017 ft Beam | IPX4 | Lithium Ion or 4 x AAA



High | Low | Strobe
Slide Focus

Length: 7.0" | 17.8 cm
Weight: 11.0 oz. | 312 g

1 x Li Ion battery pack
4 x AAA batteries
AC with USB adapter
Sheath
Lanyard

Clam: -
Box: **20923**


ANSI FL1 (Rec)	High	Low
Lumens	1050	230
Beam Distance	310m	145m
Runtime	6h	11h

ANSI FL1 (Alk)	High	Low
Lumens	675	200
Beam Distance	240m	130m
Runtime	1h	2h 30min

The HP10R was created to provide maximum performance in a focusing, rechargeable, mid-size form factor.



FLEX CHARGE DUAL POWER



The HP10R includes one lithium ion rechargeable battery pack and one alkaline battery cartridge (with 4 AAA batteries). The rechargeable battery pack can be charged either inside or outside the light, assuring that you're never out of power. With the AC adapter connected via a USB cable (included), charging can be done in diverse locations.

RECHARGEABLE BATTERY PACK
Item: **20938**



ALKALINE BATTERY CARTRIDGE
Item: **21672**



HP8R 760 Lumens | 698 ft Beam | IPX4 | Lithium Ion or 4 × AAA



PURE BEAM FOCUS
FLOOD & SPOT

High | Medium | Low
Slide Focus

Length: 6.125" | 15.6 cm
Weight: 7.2 oz. | 204 g

1 × Li Ion battery pack
4 × AAA batteries

AC with USB adapter
Sheath
Lanyard

Clam: **21498**
Box: -

ANSI FL1 (Rec)	High	Medium	Low
Lumens	760	310	61
Beam Distance	213m	136m	60m
Runtime	2h	5h	26h

ANSI FL1 (Alk)	High	Medium	Low
Lumens	515	240	53
Beam Distance	175m	120m	56m
Runtime	30min	2h 15min	20h

The HP8R was created to provide a high-quality rechargeable light with the versatility of Pure Beam.



Slide Focus



Lens filter kit available

FLEX CHARGE DUAL POWER



The HP8R includes one lithium ion rechargeable battery pack and one alkaline battery cartridge (with 4 AAA batteries). The rechargeable battery pack can be charged either inside or outside the light, assuring that you're never out of power. With the AC adapter connected via a USB cable (included), charging can be done in diverse locations.

RECHARGEABLE BATTERY PACK

Item: **19704**



ALKALINE BATTERY CARTRIDGE

Item: **19726**



HP7R 300 Lumens | 1154 ft Beam | IPX4 | Lithium Ion or 4 x AAA



LONG RANGE FOCUS
SPOT & FLOOD

High | Strobe | Low
Slide Focus + Beam Lock

Length: 6.125" | 15.6 cm
Weight: 7.2 oz. | 204 g

- 2 x Li Ion battery packs
- 4 x AAA batteries
- AC+DC with USB adapters
- Wall mount + Speed clip
- Heavy-duty sheath
- Lanyard

ANSI FL1 (Rec)	High	Low
Lumens	300	30
Beam Distance	352m	111m
Runtime	7h	33h

ANSI FL1 (Alk)	High	Low
Lumens	265	30
Beam Distance	326m	111m
Runtime	1h 45min	12h

The HP7R is the ultimate light for any law enforcement official, serious professional, or hardcore adventurer.



Slide Focus




Lens filter kit available



Strobe

FLEX CHARGE DUAL POWER



PRO-TEK CHARGING PORT

The HP7R includes two lithium ion rechargeable battery packs and one alkaline battery cartridge (with 4 AAA batteries). The rechargeable battery packs can be charged either inside or outside the light, assuring that you're never out of power. With the AC and DC adapters connected via a USB cable (all included), charging can be done in diverse and remote locations.

BLACK
Box: 19221

RED
Box: 21526

GREEN
Box: 21528

BLUE
Box: 21527

ORANGE
Box: 21529

RECHARGEABLE BATTERY PACK

Item: 19704



ALKALINE BATTERY CARTRIDGE

Item: 19726




HP5R

185 Lumens | 600 ft Beam | IPX4 | Lithium Polymer or 1 × AA



**LONG RANGE
FOCUS**
 SPOT & FLOOD

**High | Strobe | Low
Slide Focus + Beam Lock**

 Length: 4.875" | 12.4 cm
 Weight: 2.6 oz. | 74 g

 2 × lithium polymer batteries
 1 × AA battery

AC+DC with USB adapters

Wall mount + Speed clip

Heavy-duty sheath

Lanyard

ANSI FL1 (Rec)	High	Low
Lumens	185	19
Beam Distance	183m	56m
Runtime	4h 30min	14h

ANSI FL1 (Alk)	High	Low
Lumens	100	12
Beam Distance	127m	45m
Runtime	2h 30min	9h

Compact in size and combining our Long Range Optic System with slide focus and a lightweight aluminum body, the HP5R is optimal for pocket carry.




Slide Focus



Lens filter kit available



Strobe

FLEX CHARGE DUAL POWER

**PRO-TEK
CHARGING PORT**

The HP5R includes two lithium polymer rechargeable batteries and one AA battery. The rechargeable batteries can be charged either inside or outside the light, assuring that you're never out of power. With the AC and DC adapters connected via a USB cable (all included), charging can be done in diverse and remote locations.


BLACK
 Box: 19220


RED
 Box: 21522


GREEN
 Box: 21524


BLUE
 Box: 21523


ORANGE
 Box: 21525

**RECHARGEABLE
BATTERY**

Item: 19703



⚡ HP3R 245 Lumens | 305 ft Beam | IPX4 | Lithium Polymer or 2 × AAA



UNIVERSAL FOCUS
FLOOD & SPOT

High | Low
Twist Focus

Length: 5.8" | 14.8 cm
Weight: 1.8 oz. | 51 g

1 × Lithium polymer battery
2 × AAA batteries
AC+DC with USB adapters

ANSI FL1 (Rec)	High	Low
Lumens	245	26
Beam Distance	93m	31m
Runtime	1h 30min	6h


ANSI FL1 (Alk)	High	Low
Lumens	86	10
Beam Distance	55m	19m
Runtime	2h	26h

There are penlights, and then there is the HP3R which is the brightest penlight on the market—and it's rechargeable.



Twist Focus

FLEX CHARGE DUAL POWER



PRO-TEK CHARGING PORT

The HP3R includes one lithium polymer rechargeable battery and two AAA alkaline batteries. While the rechargeable battery pack needs to be charged inside the light, the included AC and DC adapters (with USB interface) make recharging simple, even in diverse and remote locations.



RECHARGEABLE BATTERY

Item: **20838**

BLACK
Clam: 20624
Box: 20818

RED
Box: 21517

GREEN
Box: 21519


BLUE
Box: 21518

ORANGE
Box: 21521



⚡ PX1R

460 Lumens | 508 ft Beam | IPX4 | Lithium Ion or 3 × AAA



Length: 5.0" | 12.7 cm
Weight: 5.1 oz. | 145 g

3 × AAA batteries included
Pocket clip

BLACK
Clam: 20627
Box: 20628

RED
Box: 20757

GREEN
Box: 20758

BLUE
Box: 20759

ORANGE
Box: 20760

ANSI FL1 (Rec)	High	Low
Lumens	460	50
Beam Distance	155m	50m
Runtime	3h 30min	14h

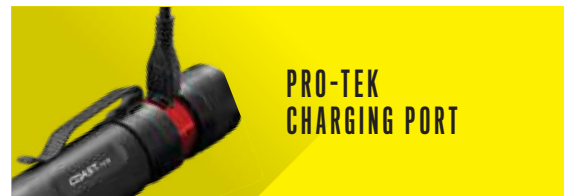
ANSI FL1 (Aik)	High	Low
Lumens	330	40
Beam Distance	130m	40m
Runtime	2h	24h

The PX1R mixes our Flex Charge Dual Power system with a Twist-Focus Pure Beam Optic to provide resourcefulness and great daily-use versatility.



Twist Focus

FLEX CHARGE DUAL POWER



The PX1R includes one lithium ion rechargeable battery pack and one alkaline battery cartridge (with 3 AAA batteries). The rechargeable battery pack can be charged either inside or outside the light, assuring that you're never out of power. With the AC adapter connected via a USB cable (included), charging can be done in diverse locations.



RECHARGEABLE BATTERY PACK

Item: 20714



ALKALINE BATTERY CARTRIDGE

Item: 21133



TX1R 460 Lumens | 508 ft Beam | IPX4 | Lithium Ion or 3 x AAA

PURE BEAM FOCUS
FLOOD & SPOT

High | Strobe | Low
Twist Focus



Length: 5.0" | 12.7 cm
Weight: 5.1 oz. | 145 g

2 x Li Ion battery packs
3 x AAA batteries included
Pocket clip

Clam: -
Box: **21116**

ANSI FL1 (Rec)	High	Low
Lumens	460	45
Beam Distance	155m	50m
Runtime	3h 30min	14h

ANSI FL1 (Alk)	High	Low
Lumens	325	40
Beam Distance	130m	40m
Runtime	4h 30min	25h

The TX1R mixes our Flex Charge Dual Power system and a Twist-Focus Pure Beam Optic with an all-black design to create a stealthier light.



Twist Focus

FLEX CHARGE DUAL POWER



The TX1R includes two lithium ion rechargeable battery packs and one alkaline battery cartridge (with 3 AAA batteries). The rechargeable packs can be charged either inside or outside the light, assuring that you're never out of power. With the AC adapter connected via a USB cable (included), charging can be done in diverse locations.



RECHARGEABLE BATTERY PACK

Item: **20714**



ALKALINE BATTERY CARTRIDGE

Item: **21133**




A25R 725 Lumens | 682 ft Beam | IPX4 | Lithium Ion or 4 x AAA


High | Low
Slide Focus + Beam Lock

Length: 6.25" | 15.9 cm
 Weight: 10.4 oz. | 295 g

2 x Li Ion battery packs
 4 x AAA batteries
 AC+DC with USB adapters
 Wall mount + Speed clip
 Heavy-duty sheath
 Lanyard

Clam: -
 Box: **19696**

ANSI FL1 (Rec)	High	Low
Lumens	725	80
Beam Distance	208m	67m
Runtime	6h 45min	19h

ANSI FL1 (Alk)	High	Low
Lumens	515	64
Beam Distance	173m	62m
Runtime	2h	11h

With an easy to clean stainless steel body, Pure Beam Optic, slide focus, and rechargeable tech all in the palm of your hand, the A25R is optimal for automotive technicians and other professional users who demand the best.



Slide Focus

FLEX CHARGE DUAL POWER



The A25R includes two lithium ion rechargeable battery packs and one alkaline battery cartridge (with 4 AAA batteries). The rechargeable battery packs can be charged either inside or outside the light, assuring that you're never out of power. With the AC and DC adapters connected via a USB cable (all included), charging can be done in diverse and remote locations.

RECHARGEABLE BATTERY PACK

Item: **19704**



ALKALINE BATTERY CARTRIDGE

Item: **19726**



⚡ A22R

340 Lumens | 321 ft Beam | IPX4 | Lithium Polymer or 1 × AA



PURE BEAM FOCUS
FLOOD & SPOT

High | Low
Slide Focus + Beam Lock

Length: 4.75" | 12.1 cm
Weight: 4.6 oz. | 130 g

- 2 × lithium polymer batteries
- 1 × AA battery
- AC+DC with USB adapters
- Wall mount + Speed clip
- Heavy-duty sheath
- Lanyard

Clam: -
Box: **19697**

ANSI FL1 (Rec)	High	Low
Lumens	340	36
Beam Distance	98m	31m
Runtime	3h 15min	10h

ANSI FL1 (Aik)	High	Low
Lumens	135	17
Beam Distance	60m	22m
Runtime	2h 30min	8h

With an easy to clean stainless steel body, Pure Beam Optic, slide focus, and rechargeable tech, the A22R is optimal for automotive technicians and other professional users who demand the best—just in a smaller package.



FLEX CHARGE DUAL POWER




The A22R includes two lithium polymer rechargeable batteries and one AA battery. The rechargeable batteries can be charged either inside or outside the light, assuring that you're never out of power. With the AC and DC adapters connected via a USB cable (all included), charging can be done in diverse and remote locations.

RECHARGEABLE BATTERY

Item: **19703**




A9R 65 ft Beam | IPX4 | Lithium Polymer

**A9R
 BATTERY**

 Item: **19698**

**INSPECTION
 BEAM**
 LOW GLARE

Length: 6.2" | 15.7 cm

Weight: 2.1 oz. | 60 g

AC+DC with USB adapters

Pocket clip


STAINLESS
 Box: **19648**

BLACK
 Box: **20728**

RED
 Box: **20725**

GREEN
 Box: **20726**

BLUE
 Box: **20724**

ORANGE
 Box: **20727**
ANSI FL1

Beam Distance 20m

Runtime 3h

With a sleek, slim design and recharging capability, the A9R is an amazing go to penlight for serious technicians.

PRO-FLEX CHARGING CAP


The A9R has one lithium polymer rechargeable battery, which is charged with the Pro-Flex Charging Cap (item: 19701) while inside the light via an AC or DC adapter and USB cable (all included).



A8R 62 ft Beam | IPX4 | Lithium Polymer



INSPECTION BEAM
LOW GLARE

Length: 4.25" | 11.0 cm
Weight: 0.4 oz. | 11.0 g
AC+DC with USB adapters
Pocket clip

- BLACK**
Clam: 20423
Box: 20341
- RED**
Box: 21513
- GREEN**
Box: 21515
- BLUE**
Box: 21514
- ORANGE**
Box: 21516

ANSI FL1	
Beam Distance	19m
Runtime	1h

Coming in as the smallest and lightest weight rechargeable penlight on the market, the A8R flashlight is the "ounce-for-ounce" champion of the world.

PRO-FLEX CHARGING CAP



The A8R has one lithium polymer rechargeable battery, which is charged with the Pro-Flex Charging Cap (Item: 19701) while inside the light via an AC or DC adapter and USB cable (all included).

A8R BATTERY

Item: 20349



**HP8R, HP7R, TX9R, A25R
BATTERY PACK**

Item: **19704**



**HP8R, HP7R, TX9R, A25R
BATTERY CARTRIDGE**

Batteries not included

Item: **19726**



**HP5R, A22R
BATTERY**

Item: **19703**



**HP3R
BATTERY**

Item: **20838**



**A9R
BATTERY**

Item: **19698**




A8R BATTERY

Item: **20349**



**FLEX CHARGE
USB CABLE**

Item: **19702**



**A9R, A8R
PRO-FLEX CABLE**

Item: **19701**



**AC POWER
ADAPTER**

Item: **19699**



**DC POWER
ADAPTER**

Item: **19700**



**POLYSTEEL 600R
BATTERY PACK**

Item: 20528



**POLYSTEEL 600R
BATTERY CARTRIDGE**

Batteries not included

Item: 20671



**PX1R, TX1R
BATTERY PACK**

Item: 20714



**PX1R, TX1R
BATTERY CARTRIDGE**

Batteries not included

Item: 21133



**HP314R
BATTERY PACK**

Item: 20529



**SX300R
BATTERY PACK**

Item: 21111



**HP10R
BATTERY PACK**

Item: 20938



**HP10R
BATTERY CARTRIDGE**

Batteries not included

Item: 21672



POLYSTEEL LIGHTS

REAL-WORLD TOUGH

With a stainless steel core and a poly-nylon coating, COAST's POLYSTEEL lights are real-world tough. IPX8-rated waterproofing also makes these lights capable and reliable in even the stormiest of conditions.

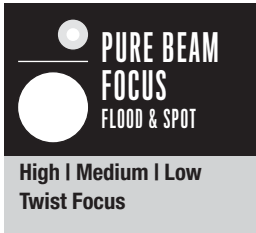




COAST

POLYSTEEL 1000

1000 Lumens | 1151 ft Beam | IPX8 | 9 x AA


 Length: 10.2" | 25.9 cm
 Weight: 21.2 oz. | 602 g

Poly-nylon over stainless steel core

9 x AA batteries

 Clam: **20687**

Box: —



ANSI FL1	High	Medium	Low
Lumens	1000	345	98
Beam Distance	351m	202m	109m
Runtime	11h	24h	85h

The super-bright Polysteel 1000 is waterproof, drop proof, and crush proof, which makes it an ultra-durable choice for professionals and adventurers alike.


Twist Focus

**IPX8 Waterproof
at 3 meters for 6 h**




POLYSTEEL 600

710 Lumens | 810 ft Beam | IPX8 | 4 × AA



**PURE BEAM
FOCUS**
FLOOD & SPOT

High | Medium | Low
Twist Focus

Length: 7.9" | 20 cm

Weight: 12 oz. | 340 g

Poly-nylon over stainless steel core

4 × AA batteries

Clam: **20767**Box: **20768**

ANSI FL1	High	Medium	Low
Lumens	710	245	73
Beam Distance	247m	142m	78m
Runtime	2h 15min	5h 15min	40h

The Polysteel 600 is waterproof, drop proof, and crush proof, which makes this high-lumens light ultra-durable and ready to weather any storm.



Twist Focus



IPX8 Waterproof
at 3 meters for 6 h

**WATERPROOF**

POLYSTEEL 400

440 Lumens | 688 ft Beam | IPX8 | 4 × AAA

PURE BEAM FOCUS
FLOOD & SPOT

High | Medium | Low
Twist Focus



Length: 5.75" | 14.6 cm
Weight: 6.4 oz. | 181 g

Poly-nylon over stainless steel core

4 × AAA batteries

Clam: **20765**
Box: **20766**

ANSI FL1	High	Medium	Low
Lumens	440	200	60
Beam Distance	210m	140m	75m
Runtime	3h	7h	29h

The Polysteel 400 is waterproof, drop proof, and crush proof, all in an easy-to-handle, mid-sized package.



POLYSTEEL 200

320 Lumens | 387 ft Beam | IPX8 | 3 × AAA

PURE BEAM FOCUS
FLOOD & SPOT

High | Medium | Low
Twist Focus



Length: 5.0" | 12.7 cm
Weight: 4.1 oz. | 116 g

Poly-nylon over stainless steel core

3 × AAA batteries


Clam: **20763**
Box: **20764**

ANSI FL1	High	Medium	Low
Lumens	320	105	30
Beam Distance	118m	67m	37m
Runtime	3h 45min	9h 15min	34h

The Polysteel 200 is Coast's smallest waterproof, drop proof, and crush proof light.



CRUSH PROOF



DROP PROOF

HANDHELD LIGHTS

BEAMS FOR WORK & PLAY

COAST's handheld lights cover the spectrum from pocket-sized marvels to 1000+ lumen workhorses. While each offers COAST's build quality, it is their beams that really make them shine. COAST offers lights that can handle everything from general use beams to highly focused funnels of light for the most exacting and demanding tasks.





HP314

1132 Lumens | 2241 ft Beam | IPX4 | 4 × D


**LONG RANGE
FOCUS**
 SPOT & FLOOD

**High | Strobe | Low
Slide Focus**

 Length: 17.1" | 43.5 cm
 Weight: 49.6 oz. | 1406 g
 4 × D batteries included

 Clam: –
 Box: **19732**

ANSI FL1	High	Low
Lumens	1132	95
Beam Distance	683m	185m
Runtime	4h 15min	192h


**Custom EVA case with
shoulder strap and
bezel ring included**

Slide Focus

Strobe


The HP314 is the ultimate light for the serious professional as it can throw its focused beam over a third of a mile thanks to our Long Range Focusing Optic System.



WHEN YOU NEED THE BEST, TAKE THE HP314

Measuring over 17 inches long and throwing out over 1100 lumens of highly focused light, the HP314 is the alkaline-powered pinnacle of COAST lights. When the conditions demand it, nothing else will do.





MAX RANGE OVER 1/3 MILE →

HP550

1075 Lumens | 1151 ft Beam | IPX4 | 9 × AA


**PURE BEAM
FOCUS**
 FLOOD & SPOT

High | Low
Slide Focus + Beam Lock

 Length: 9.5" | 24.1 cm
 Weight: 21.0 oz. | 590 g
 9 × AA batteries included

 Clam: **20153**
 Box: -


ANSI FL1	High	Low
Lumens	1075	53
Beam Distance	351m	77m
Runtime	6h 15min	108h

The HP550 is a beast of a light in a shorter, more easily handled size. It gives the user over 1000 lumens from AA battery power.


Slide Focus

HP17

1005 Lumens | 1535 ft Beam | IPX4 | 3 × D


**LONG RANGE
FOCUS**
 SPOT & FLOOD

High | Medium | Low
Slide Focus + Beam Lock

 Length: 13.1" | 33.3 cm
 Weight: 30.4 oz. | 861 g
 3 × D batteries included

 Clam: **HP8417CP**
 Box: -


ANSI FL1	High	Medium	Low
Lumens	1005	435	36
Beam Distance	468m	316m	90m
Runtime	7h 30min	9h 30min	400h

Anyone craving distance and light power will find both in large amounts with the HP17. It combines our Long Range Focusing Optic and Slide Focus with high, medium, and low output modes.


Slide Focus

HANDHELD LIGHTS



WHEN YOU NEED TO GO LONG ...

Coast's Long Range Focusing Optic throws our deepest beam for when you need to go long. It also provides a clean, crisp light pool for up-close work.

HP14

629 Lumens | 813 ft Beam | IPX4 | 4 × AA


**PURE BEAM
 FOCUS**
 FLOOD & SPOT

High | Medium | Low
Slide Focus + Beam Lock

Length: 8.4" | 21.3 cm

Weight: 14.2 oz. | 402 g

4 × AA batteries included

 Clam: **HP8414CP**

Box: -

ANSI FL1	High	Medium	Low
Lumens	629	252	52
Beam Distance	248m	148m	67m
Runtime	1h 30min	15h	56h

Utilizing a slightly larger size body, the HP14 flashlight is able to run off AA batteries and achieve the brightness and power that professionals crave.


Slide Focus




HP7 410 Lumens | 751 ft Beam | IPX4 | 4 × AAA

PURE BEAM FOCUS
FLOOD & SPOT

High | Medium | Low
Slide Focus + Beam Lock



Length: 5.6" | 14.2 cm
Weight: 7.2 oz. | 204 g

4 × AAA batteries included

Clam: **HP8407CP**
Box: **19279**

ANSI FL1	High	Medium	Low
Lumens	410	215	60
Beam Distance	229m	166m	88m
Runtime	2h	6h 30min	12h

A perfect mix of size, form, and performance, the HP7 flashlight is rightfully one of our most popular handheld lights.



HP4 100 Lumens | 180 ft Beam | IPX4 | 2 × AAA

BULLS-EYE SPOT BEAM
FOR DISTANCE



Length: 5.5" | 14.1 cm
Weight: 2.2 oz. | 62 g

2 × AAA batteries included
Pocket clip

BLACK
Clam: **HP8404CP**
Box: **19276**

RED
Box: **21509**

BLUE
Box: **21510**

GREEN
Box: **21511**

ORANGE
Box: **21512**

ANSI FL1	
Lumens	100
Beam Distance	55m
Runtime	3h 30min

Using our Bulls-Eye Spot Beam, the HP4 flashlight is a prime choice for technicians who are looking for a great penlight that shoots a spot beam downrange, while having a transition halo flood that increases your side view ability.

HP3

 105 Lumens | 203 ft Beam | IPX4 | 2 × AAA

 UNIVERSAL
 FOCUS
 FLOOD & SPOT

 High | Low
 Twist Focus

Length: 5.75" | 14.6 cm

Weight: 2.0 oz. | 57 g

2 × AAA batteries included

Pocket clip

Clam: **19534**Box: **19535**

ANSI FL1	High	Low
Lumens	105	5
Beam Distance	62m	13m
Runtime	2h 15min	3h 30min

**Twist Focus**

With a compact body and pocket clip added to our Universal Focusing System, this gives you the ability to have the wide flood for up-close work or focus to a spot beam for longer distances.

HP2

 85 Lumens | 177 ft Beam | IPX4 | 1 × AAA

 UNIVERSAL
 FOCUS
 FLOOD & SPOT

Twist Focus

Length: 4.0" | 10.2 cm

Weight: 1.4 oz. | 40 g

1 × AAA battery included

Pocket clip

Clam: **19532**Box: **19533**

ANSI FL1	
Lumens	85
Beam Distance	54m
Runtime	2h 45min

**Twist Focus**

Start with a compact body and pocket clip, then add our Universal Focusing System that gives you the ability to have the wide flood for up close work, or twist focus to a spot beam.

HX5

 130 Lumens | 259 ft Beam | IPX4 | 1 × AA or 1 × NiMH or 1 × Li Ion

 PURE BEAM
 FOCUS
 FLOOD & SPOT

Slide Focus

Length: 4.0" | 10.2 cm

Weight: 2.5 oz. | 71 g

1 × AA battery included

Two-way clip

Clam: **20769**Box: **20770****Two-way clip**


ANSI FL1	Alkaline	NiMH	Li Ion
Lumens	130	125	345
Beam Distance	79m	77m	130m
Runtime	3h 45min	1h 15min	45min

**Slide Focus**

The compact HX5 is compatible with alkaline AA (included), rechargeable NiMH, and rechargeable Lithium 14500 batteries.

HX4

80 Lumens | 42 ft Beam | IPX4 | 2 × AAA



Length: 3.0" | 7.6 cm
Weight: 1.8 oz. | 62 g
2 × AAA batteries included
Magnetized clip

Clam: **21019**
Box: **21077**



ANSI FL1	
Lumens	80
Beam Distance	13m
Runtime	3h 45min


The HX4 is a specialty light that offers a rotating head for aiming the white or red beams, as well as a magnetized clip for attaching to nearly any suitable surface.



Magnetized clip for versatile mounting

HX3

80 Lumens | 42 ft Beam | IPX4 | 2 × AAA



Length: 3.0" | 7.6 cm
Weight: 1.8 oz. | 62 g
2 × AAA batteries included
Magnetized clip

Clam: **21069**
Box: **21078**



ANSI FL1	
Lumens	80
Beam Distance	13m
Runtime	3h 45min

The HX3 is a specialty light that offers a rotating head for aiming the white or UV beams, as well as a magnetized clip for attaching to nearly any suitable surface.



Magnetized clip for versatile mounting

PX100

400nm Wave Length | IPX4 | 1 × AA

UV
 UTILITY
 BEAM



Length: 4.2" | 10.7 cm
 Weight: 2.3 oz. | 65 g

1 × AA batteries included

Clam: 21134

Box: -

CURRENCY



LEAKS



SCORPIONS



A 400nm ultraviolet light designed for currency checking, leak locating, and scorpion detection. Also useful for:

- Fluorescent dye leak detection
- Forgery detection
- Bodily fluid detection
- ID and document verification
- Mineral lighting and identification
- Reading UV or invisible fluorescent ink

PX32

120 Lumens | 255 ft Beam | IPX4 | 2 × AA



PURE BEAM
 FOCUS
 FLOOD & SPOT

Twist Focus

ANSI FL1

Lumens	120
Beam Distance	78m
Runtime	8h 30min

Length: 6.5" | 16.5 cm
 Weight: 5.6 oz. | 159 g

2 × AA batteries included

Pocket clip

With a compact body, pocket clip and Pure Beam Focus, the PX32 provides the professional with a long-runtime, all-around flashlight.



Twist Focus

Vending package only



PX25 275 Lumens | 416 ft Beam | IPX4 | 3 × AAA



Length: 4.7" | 11.9 cm
Weight: 4.2 oz. | 119 g
3 × AAA batteries included
Heavy-duty sheath (box only)


Clam: **TT7736CP**
Box: **19270**



ANSI FL1	
Lumens	275
Beam Distance	127m
Runtime	1h 30min

Utilizing our Bulls-Eye Spot Beam, the PX25 flashlight throws a spot beam far downrange while having a transition halo that produces an outer ring of flood light which allows for a broader area of side vision.

PX20 315 Lumens | 465 ft Beam | IPX4 | 3 × AAA



Length: 4.625" | 11.8 cm
Weight: 3.5 oz. | 98 g
3 × AAA batteries included
Pocket Clip
Heavy-duty sheath (box only)

Clam: **19286**
Box: **19271**



ANSI FL1	
Lumens	315
Beam Distance	142m
Runtime	1h 15min

Our PX20 is a great everyday light that offers bright illumination coupled with a low-intensity, glare-reducing red beam option.

PX1 315 Lumens | 429 ft Beam | IPX4 | 3 × AAA



High | Low
Twist Focus

Length: 4.5" | 11.4 cm
Weight: 4.6 oz. | 130 g

3 × AAA batteries included
Pocket clip

Clam: **20864**
Box: **20865**



ANSI FL1	High	Low
Lumens	315	25
Beam Distance	131m	37m
Runtime	2h 15min	41h

Coupling the Pure Beam Optic with the ability to twist focus, the PX1 will be your trusted sidekick for all of your daily work in a variety of distances.



TX40

235 Lumens | 534 ft Beam | IPX4 | 3 × AAA



**BULLS-EYE
SPOT BEAM**
FOR DISTANCE

Length: 5.9" | 15.0 cm

Weight: 5.4 oz. | 153 g

3 × AAA batteries included

Clam: **TT7736TSCP**

Box: -



ANSI FL1

Lumens	235
Beam Distance	163m
Runtime	1h 45min

Designed for a standard one-inch rail mount and compatible with our optional momentary pressure switch, the TX40 flashlight is the preferred choice for weapon-mounted lights.



**Lens filter kit
available**

RAIL MOUNT (.78" – 1.0" diameter lights)

Item: **TT7733RMCP**



TX40 PRESSURE SWITCH

Item: **TT7733TSCP**



TX10

80 Lumens | 108 ft Beam | IPX4 | 3 × AAA



**UTILITY
BEAM**
+ RED, GREEN, BLUE

6 LEDs (3 white)

Length: 4.0" | 10.1 cm

Weight: 3.0 oz. | 85 g

3 × AAA batteries included

Clam: **TT77364CP**

Box: -



ANSI FL1


Lumens	80
Beam Distance	33m
Runtime	9h 45min

When having white light is just not enough for you, look no further than our Quad Color TX10. It has our Utility Beam diffused flood in white, red, green, and blue.



G50

355 Lumens | 620 ft Beam | IPX4 | 3 × AAA



Length: 4.8" | 12.2 cm
 Weight: 5.8 oz. | 164 g

3 × AAA batteries included

Clam: **TT8607CP**
 Box: —



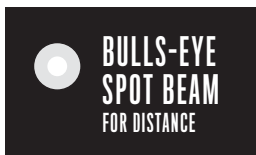
ANSI FL1	
Lumens	355
Beam Distance	189m
Runtime	1h 30min

Harnessing the Pure Beam Optic with the ability to twist focus, the G50 flashlight is a workhorse for daily use in a variety of distances.



G45

385 Lumens | 551 ft Beam | IPX4 | 3 × AAA



Length: 4.75" | 12.0 cm
 Weight: 3.6 oz. | 102 g


Pocket Clip
 3 × AAA batteries included

Clam: **TT7345SCP**
 Box: —



ANSI FL1	
Lumens	385
Beam Distance	168m
Runtime	1h

One of the few silver aluminum lights in the line, the G45 combines a bright Bulls-Eye Spot with a fairly compact size that is great for a wide variety of situations.



G32 355 Lumens | 433 ft Beam | IPX4 | 2 × AA



PURE BEAM FOCUS
FLOOD & SPOT

Twist Focus

ANSI FL1	High	Low
Lumens	355	110
Beam Distance	132m	73m
Runtime	47min	4h 15min

Length: 6.4" | 16.3 cm
 Weight: 5.6 oz. | 159 g
 2 × AA batteries included
 Pocket clip

Clam: **20484**
 Box: -

With a focusing optic and big output in a slimmer, pocket-friendly form-factor, the G32 is an ideal all-around flashlight.



G26 120 Lumens | 105 ft Beam | IPX4 | 2 × AA



UTILITY BEAM
4 LEDs

ANSI FL1	
Lumens	120
Beam Distance	32m
Runtime	3h 15min

Length: 6.1" | 15.4 cm
 Weight: 3.6 oz. | 102 g
 2 × AA batteries included

BLACK
 Clam: **19680**

SILVER
 Clam: **19807**

If you need a general use light with our Utility Beam Optic that is suited for whatever the day or night throws at you, the G26 is your light.

G20

72 ft Beam | IPX4 | 2 × AAA

INSPECTION
BEAM
LOW GLARE



Length: 5.7" | 14.4 cm
 Weight: 2.4 oz. | 68 g
 2 × AAA batteries included
 Pocket clip

ANSI FL1

Beam Distance 22m
 Runtime 10h

Whether you store it in your shirt pocket, pants pockets, or a tool bag, the G20, with its crisp, clean Inspection Beam, is a light that you should keep close.

BLACK
 Clam: TT7817CP
 Box: 19304

RED
 Box: 21505

GREEN
 Box: 21507

BLUE
 Box: 21506

ORANGE
 Box: 21508

G19

65 ft Beam | IPX4 | 1 × AAA

INSPECTION
BEAM
LOW GLARE




Length: 4.0" | 10.2 cm
 Weight: 1.5 oz. | 42 g
 1 × AAA battery included
 Pocket clip

ANSI FL1

Beam Distance 20m
 Runtime 2h 30min

Not only is it ultra compact with a pocket clip, the G19, with our Inspection Beam Optic, gives you a crisp, circular beam that has low glare for up-close work.

Clam: 19384
 Box: 19490



Crisp, even, and sized just right: COAST's Inspection Beam.



G15 65 ft Beam | IPX4 | 1 x AAA

INSPECTION
BEAM
LOW GLARE

Length: 4.0" | 10.2 cm
Weight: 1.9 oz. | 54 g
1 x AAA battery included
Mounting clip

Clam: **TT75331CP**
Box: -



ANSI FL1
Beam Distance 20m
Runtime 2h 30min

Attached to a spring loaded mounting clip, the G15 is the perfect option when you are working with your hands in tight places.

G10 65 ft Beam | IPX4 | 1 x AAA

INSPECTION
BEAM
LOW GLARE

Length: 4.0" | 10.2 cm
Weight: 1.45 oz. | 41 g
1 x AAA battery included

BLACK
Clam: **TT7830CP**

SILVER
Clam: **TT7831CP**



ANSI FL1
Beam Distance 20m
Runtime 2h 30min

Small enough to easily fit in your pocket, the G10 flashlight with the Inspection Beam Optic is a great daily utility option

G9

72 ft Beam | IPX4 | 1 × AAA

INSPECTION
BEAM
LOW GLARE

Length: 4.1" | 10.4 cm
 Weight: 2.0 oz. | 57 g
 1 × AAA battery included
 2-way clip

Clam: **21500**
 Box: —



ANSI FL1

Beam Distance 22m
 Runtime 2h 30min

With polymer construction, pocket clip, and Inspection Beam Optic, the G9 is an ideal lightweight handheld for up-close work.

 **Twist On/Off**



Two-way clip

G6

62 ft Beam | IPX4 | 1 × AAA

INSPECTION
BEAM
LOW GLARE

Length: 3.4" | 8.6 cm
 Weight: 1.1 oz. | 32 g
 1 × AAA battery included
 2-way clip

Clam: **20465**
 Box: —



ANSI FL1

Beam Distance 19m
 Runtime 2h 45min

With polymer construction and Inspection Beam Optic, the G6 is a very compact and lightweight handheld ideal for up-close work.

 **Twist On/Off**




Two-way clip

G5

18 Lumens | 75 ft Beam | IPX4 | 4 × AG5

MINI-FLOOD
BEAM
LOW GLARE

Length: 2.5" | 6.2 cm
 Weight: 0.4 oz. | 11.3 g
 4 × AG5 batteries included

 **BLACK**
 Clam: 19781

 **SILVER**
 Clam: TT7839CP



ANSI FL1

Lumens 18
 Beam Distance 23m
 Runtime 45min

Extremely compact, yet powerful, the G5 is the perfect keychain companion when you need help finding a keyhole or whatever was dropped on the floor of your car.

A15 330 Lumens | 429 ft Beam | IPX4 | 3 × AAA

BULLS-EYE SPOT BEAM
FOR DISTANCE

High | Low



Length: 3.9" | 9.9 cm
Weight: 5.0 oz. | 142 g
3 × AAA battery included
Heavy-duty sheath

ANSI FL1	High	Low
Lumens	330	49
Beam Distance	131m	50m
Runtime	2h 45min	21h

The A15, with its Bulls-Eye Spot Beam Optic, is ideal for mechanics and other professional users needing a high-powered compact light.

Clam: -
Box: 19266



LF100 LENS FILTER KIT

4 colors + clear. Fits: HP7R, HP7, TX7R, TX40, HL8, HL8R, and other lights with similar bezel diameters.

Item: **20186**



LF50 LENS FILTER KIT

4 colors + clear. Fits: HP5R, PX25, PX1, and other lights with similar bezel diameters.

Item: **20415**



HANDHELD LIGHT SHEATHS

Belt loop built-in
High-tension elastic sides



S50 Fits: PS600, HP14

Clam: **21350**



S40

Fits: PS400, HP7R,
A25R, TX40, G26

Clam: **21349**



S30

Fits: PS200, HP7

Clam: **21348**



S20

Fits: HP5R, A22R, HP5,
PX25, G45

Clam: **21347**



S10

Fits: PX20, TX10, A15

Clam: **21346**

Sheaths may also fit lights with dimensions similar to those listed.

PRESSURE SWITCH

For TX40 only
9" length (including switch)

Item: **TT7733TSCP**



UNIVERSAL/PICCATINY RAIL MOUNT

(.78" – 1.0" diameter lights)

Item: **TT7733RMCP**



HEADLAMP TECHNOLOGY






PURE BEAM FOCUSING OPTIC

ENHANCED FIELD OF VIEW

Our largest, Ultra View Flood Beam and our Bulls-Eye Spot Beam with transition halo. The Bulls-Eye Spot provides good viewing up to 702 feet / 214 meters and the Ultra View Flood Beam provides a consistent circle of light up to 11 ½ feet / 3.5 meters in diameter at a distance of 6 feet / 1.8 meters.

Available with secondary red utility beam ● + RED



ULTRA VIEW FLOOD BEAM
11.5 ft. / 3.5 m across at 6 ft. / 1.8 m

Also available as Wide-Angle Flood Beam

BULLS-EYE SPOT BEAM
Up to 702 ft. / 214 m

Bulls-Eye Spot also available as stand-alone optic.



UTILITY BEAM

EVERYDAY BRIGHT

Comprised of multiple individual light beams that overlap to create a broad, less defined light area that is brighter in the center and diffuses at the edges. A good general-use beam.



● + RED

As the name suggests this is two beams in one light. A red beam is for use at night to prevent "night blinding" or for emergency signal use.

LIGHT CONTROLS – SHAPING & CONTROL

BEAM SHAPING

The Twist Focus Ring makes it easy to go from Ultra View Flood Beam to Bulls-Eye Spot.



EASY ON/OFF

COAST headlamps have several different power switch designs, but all are easy to use.

VARIABLE LIGHT CONTROL TECHNOLOGY (VLT)

COAST HEADLAMPS OFFER THREE WAYS TO CONTROL LIGHT OUTPUT.



CONTROL WHEEL

Our patent-pending headlamp light-control system employs a durable, easy-to-use sensor that detects a magnetic field.



LIGHT DIAL

Positioned on the side of the bezel of the headlamp, the Light Dial allows for quickly controlling your light output at the turn of a knob.



CONTROL LEVER

Positioned on the back of some of our headlamps, rotate the lever for easy, one-handed light output.

ADDITIONAL TECHNOLOGY



REFLECTIVE SAFETY STRAP

Certain COAST headlamps include a reflective safety strap for additional user visibility in low light.



HINGED BEAM ADJUSTMENT

ALL COAST headlamps include a hinged, tilting head to let you adjust direction of the light beam.



HARDHAT COMPATIBILITY

Certain COAST headlamps include clips for hardhat compatibility.

RECHARGEABLE SYSTEMS

FLEX CHARGE DUAL POWER

FEATURED ON:
FL85R, FL75R, FL60R,
HL8R*

*HL8R battery packs are external only.



FLEX CHARGE

RECHARGEABLE BATTERIES

Charge one while using the other (both included).

DUAL POWER

ALWAYS READY

Also operates with standard alkaline batteries. Battery cartridge and batteries included on applicable items.

PRO-TEK CHARGING PORT

Slides for charging port access.



AC, DC, USB



Charge with AC, DC, or USB.

CHARGING PORT



Charge with AC, DC, or USB.

FEATURED ON:
HL7R



RECHARGEABLE HEADLAMPS

HANDS-FREE, ALWAYS READY

COAST's rechargeable headlamps combine advanced rechargeable technology with our already outstanding optics and build quality.



FRONT-LOADING RECHARGEABLE HEADLAMPS

FL85R 700 Lumens | 656 ft Beam | IPX4 | Li Ion or 3 x AAA

PURE BEAM FOCUS
+ RED

High | Medium | Low
Twist Focus

Weight: 4.5 oz. | 128 g
3 x AAA batteries included
Hardhat compatible
Reflective safety strap

Clam: -
Box: **20755**

ANSI FL1 (Rec)	High	Medium	Low
Lumens	700	350	90
Beam Distance	200m	140m	70m
Runtime	1h 45min	4h	8h 30min

ANSI FL1 (Aik)	High	Medium	Low
Lumens	610	330	90
Beam Distance	190m	140m	70m
Runtime	2h 30min	5h 30min	17h



The FL85R is our most powerful rechargeable front loader, combining a Pure Beam Focusing Optic with a red beam option to maximize professional or recreational capability.

- Twist Focus
- Hinged beam
- Reflective strap

FL75R 530 Lumens | 511 ft Beam | IPX4 | Li Ion or 3 x AAA

PURE BEAM FOCUS
+ RED

High | Medium | Low
Twist Focus

Weight: 3.7 oz. | 105 g
3 x AAA batteries included
Hardhat compatible
Reflective safety strap

ANSI FL1 (Rec)	High	Medium	Low
Lumens	530	260	65
Beam Distance	156m	107m	54m
Runtime	2h 15min	5h 15min	11h

ANSI FL1 (Aik)	High	Medium	Low
Lumens	480	245	65
Beam Distance	145m	106m	54m
Runtime	3h 15min	7h 30min	23h



The FL75R combines a powerful, Pure Beam focusing optic (with red secondary beam) in a well-proportioned, front-loading size.

- Twist Focus
- Hinged beam
- Reflective strap

BLACK/RED
Clam: 20719
Box: 21531

RED/GRAY
Box: 20618

BLUE/GRAY
Clam: 21102
Box: 20617

FDE/GRAY
Clam: 21025

GREEN/GRAY
Clam: 21103
Box: 20619

ORANGE/GRAY
Box: 20620


FL60R 450 Lumens | 108 ft Beam | IPX4 | Li Ion or 3 × AAA


WIDE ANGLE FLOOD BEAM
 BROADEST VIEW

High | Medium | Low

Weight: 3.3 oz. | 94 g

3 × AAA batteries included

Hardhat compatible

Reflective safety strap

ANSI FL1 (Rec)	High	Medium	Low
Lumens	450	200	55
Beam Distance	33m	23m	12m
Runtime	2h 15min	4h 15min	10h

ANSI FL1 (Aik)	High	Medium	Low
Lumens	400	200	55
Beam Distance	33m	23m	12m
Runtime	2h 45min	6h 45min	18h



The FL60R brings a specialty optic to Coast rechargeable headlamps—the Wide Angle Flood Beam—which is ideal for illuminating the broadest possible area in bright, even light.


Hinged beam

Reflective strap

BLACK/RED
 Box: 20756


RED/GRAY
 Box: 20925


BLUE/GRAY
 Box: 20926


GREEN/GRAY
 Box: 20927


ORANGE/GRAY
 Box: 20928


REAR-LOADING RECHARGEABLE HEADLAMPS

HL8R 800 Lumens | 702 ft Beam | IPX4 | Li Ion or 4 × AA

PURE BEAM FOCUS
FLOOD & SPOT

High | Medium | Low
Twist Focus

 Lens filter kit available



Weight: 12.3 oz. | 349 g
4 × AA batteries included
Light Output Control Dial
3' battery extension cord
Hardhat compatible
Z-cord in headband

Clam: -
Box: **21343**

The rechargeable version of our HL8 has all of the great features of that light, but adds a separate, rechargeable battery pack and higher output.

ANSI FL1 (Rec)	High	Medium	Low
Lumens	800	245	50
Beam Distance	214m	119m	55m
Runtime	4h 15min	12h	62h

ANSI FL1 (Aik)	High	Medium	Low
Lumens	750	245	50
Beam Distance	207m	119m	55m
Runtime	1h 15min	4h	47h




HL7R 240 Lumens | 341 ft Beam | IPX4 | 3 × Ni-MH

PURE BEAM FOCUS
FLOOD & SPOT

Variable Light Tech (VLT)
Twist Focus

Weight: 4.4 oz. | 125 g

3 × NiMH batteries included

Light Output Control Lever

Hardhat compatible

Z-cord in headband

Clam: **TT7498CP**

Box: **19274**

ANSI FL1	High	Low
Lumens	240	4
Beam Distance	104m	13m
Runtime	1h 30min	40h



The rechargeable version of our HL7 has all of the great features of that light, but is powered by a rechargeable battery pack.



Control Lever



Hinged beam



Twist Focus



RECHARGEABLE ACCESSORIES

HL8R RECHARGEABLE BATTERY PACK

Item: 21471



HL8R ALKALINE BATTERY PACK

Item: 21499



FL60R, FL75R, FL85R RECHARGEABLE BATTERY

Item: 21532




AC POWER ADAPTER

Item: 19699



FLEX CHARGE USB CABLE

Item: 19702



HEADLAMPS

HANDS-FREE BRILLIANCE

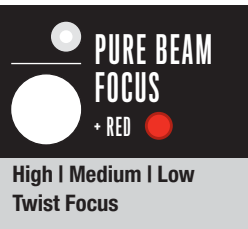
COAST headlamps bring our exceptional beam quality and build technologies to a hands-free application. With both front-loading and rear-loading options, as well as a rechargeable series, COAST's headlamps light the way.





FRONT-LOADING HEADLAMPS

FL85 615 Lumens | 600 ft Beam | IPX4 | 3 × AAA



Weight: 4.5 oz. | 128 g
 3 × AAA batteries included
 Hardhat compatible
 Reflective safety strap

BLACK/RED
 Clam: 21328
 Box: 21329

FDE/GRAY
 Clam: 21104



The FL85 is our most powerful front loader, combining a Pure Beam Focusing Optic with a red beam option to maximize professional or recreational capability.

ANSI FL1	High	Medium	Low
Lumens	615	330	96
Beam Distance	183m	139m	77m
Runtime	2h 15min	3h 45min	13h



Twist Focus

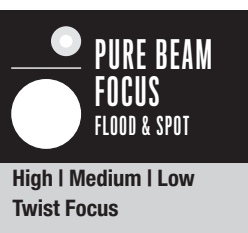


Hinged beam



Reflective strap

FL80 615 Lumens | 600 ft Beam | IPX4 | 3 × AAA



Weight: 4.5 oz. | 128 g
 3 × AAA batteries included
 Hardhat compatible
 Reflective safety strap

Clam: 21294
 Box: 21447



A powerful, all white, front-loader with a Pure Beam Focusing Optic and three light modes for pros and adventurers alike.

ANSI FL1	High	Medium	Low
Lumens	615	330	96
Beam Distance	183m	139m	77m
Runtime	2h 15min	3h 45min	13h



Twist Focus



Hinged beam



Reflective strap

FL75

435 Lumens | 469 ft Beam | IPX4 | 3 × AAA

PURE BEAM FOCUS
+ RED

High | Medium | Low
Twist Focus

Weight: 3.7 oz. | 105 g
3 × AAA batteries included
Hardhat compatible
Reflective safety strap



The FL75 combines a Pure Beam Focusing Optic with a red beam option, as well as offering a reflective head-strap, all in a slightly smaller size.

ANSI FL1	High	Medium	Low
Lumens	435	255	66
Beam Distance	143m	108m	56m
Runtime	2h 30min	3h	17h



Twist Focus



Hinged beam



Reflective strap



BLACK/RED
Clam: 21326
Box: 21327



RED/GRAY
Box: 20614



GREEN/GRAY
Box: 20615



BLACK/RED w/ Mount Kit
Box: 20948



BLUE/GRAY
Clam: 21100
Box: 20613



ORANGE/GRAY
Clam: 21101
Box: 20616



Adhesive mount
Rubber strap
Hardhat clips

FL70

435 Lumens | 469 ft Beam | IPX4 | 3 × AAA

PURE BEAM FOCUS
FLOOD & SPOT

High | Medium | Low
Twist Focus

Weight: 3.6 oz. | 102 g
3 × AAA batteries included
Hardhat compatible
Reflective safety strap



A high output, all white, front-loader with a Pure Beam Focusing Optic and three light modes for pros and adventurers alike.

Clam: 21324
Box: -

ANSI FL1	High	Medium	Low
Lumens	435	255	66
Beam Distance	143m	108m	56m
Runtime	2h 30min	3h	16h



Twist Focus



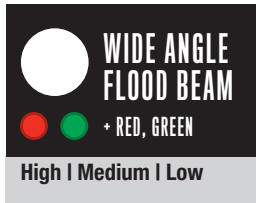
Hinged beam



Reflective strap

FL68

400 Lumens | 104 ft Beam | IPX4 | 3 × AAA



Weight: 3.3 oz. | 94 g
 3 × AAA batteries included
 Hardhat compatible
 Reflective safety strap

Clam: **21020**
 Box: -



ANSI FL1	High	Medium	Low
Lumens	400	205	55
Beam Distance	32m	23m	12m
Runtime	2h 45min	3h 30min	19h

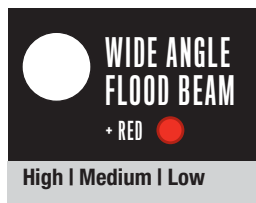
The FL68 uses our Wide Angle Flood Beam, which is ideal for illuminating the broadest possible area in bright, even light, and adds both red and green beam options.



Hinged beam

FL65

400 Lumens | 104 ft Beam | IPX4 | 3 × AAA



Weight: 3.3 oz. | 94 g
 3 × AAA batteries included
 Hardhat compatible
 Reflective safety strap

Clam: **20485**
 Box: -



ANSI FL1	High	Medium	Low
Lumens	400	205	55
Beam Distance	32m	23m	12m
Runtime	2h 45min	3h 30min	19h


The FL65 uses our Wide Angle Flood Beam, which is ideal for illuminating the broadest possible area in bright, even light, and adds a red beam option.



Hinged beam



Reflective strap



FL60

400 Lumens | 104 ft Beam | IPX4 | 3 × AAA

WIDE ANGLE FLOOD BEAM
 BROADEST VIEW

High | Medium | Low

Weight: 3.3 oz. | 94 g

3 × AAA batteries included

Hardhat compatible

Reflective safety strap

Clam: **21322**

Box: -



ANSI FL1	High	Medium	Low
Lumens	400	205	55
Beam Distance	32m	23m	12m
Runtime	2h 45min	3h 30min	19h

The FL60 brings a specialty optic to Coast headlamps—the Wide Angle Flood Beam—which is ideal for illuminating the broadest possible area in bright, even light.



Hinged beam



Reflective strap



BLACK/RED w/Mount Kit

Box: 20949



Adhesive mount

Rubber strap

Hardhat clips

FL44

250 Lumens | 160 ft Beam | IPX4 | 3 × AAA

UTILITY BEAM
 + RED

8 LEDs (7 white + 1 red)

High | Medium | Low

Weight: 3.0 oz. | 85 g

3 × AAA batteries included

Hardhat compatible

Reflective safety strap

Clam: **21426**

Box: -



ANSI FL1	High	Medium	Low
Lumens	250	150	34
Beam Distance	49m	38m	18m
Runtime	3h 45min	4h 15min	28h

All about general use, the FL44 brings a multi-LED Utility Beam to our front loading line-up, while also adding a glare-reducing red beam option.



Hinged beam



Reflective strap

FL30

240 Lumens | 144 ft Beam | IPX4 | 3 × AAA

UTILITY BEAM
6 LEDs

High | Low

Weight: 2.9 oz. | 82 g
3 × AAA batteries included
Hardhat compatible
Reflective safety strap

Clam: **21320**
Box: -



ANSI FL1	High	Low
Lumens	240	32
Beam Distance	44m	16m
Runtime	4h 30min	30h

The FL30 is a general-use, front loading headlamp that uses a bright, multi-LED Utility Beam with two modes.



Hinged beam



Reflective strap

BLACK/RED w/Mount Kit
Box: 20950



Adhesive mount
Rubber strap
Hardhat clips

FL19

330 Lumens | 124 ft Beam | IPX4 | 3 × AAA

WIDE ANGLE FLOOD BEAM
+ RED

3 LEDs (1 white + 2 red)
High | Low

Weight: 2.3 oz. | 65 g
3 × AAA batteries included

Clam: **21586**
Box: -



ANSI FL1	High	Low
Lumens	330	45
Beam Distance	38m	15m
Runtime	3h 15min	17h

The FL19 is a compact front loading headlamp with a brilliant Wide Angle Flood Beam and red beam.



Hinged beam



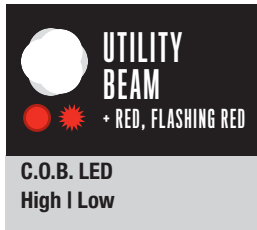
Reflective strap





FL13

250 Lumens | 68 ft Beam | IPX4 | 2 × AAA



Weight: 2.3 oz. | 65 g

2 × AAA batteries included

Clam: **21597**

Box: -



ANSI FL1	High	Low
Lumens	250	54
Beam Distance	21m	9m
Runtime	2h 30min	13h

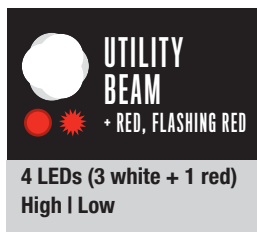
The low profile FL13 offers a C.O.B. design that provides a high output white beam with a high quality red beam (plus a flashing red).



Hinged beam

FL11

130 Lumens | 88 ft Beam | IPX4 | 2 × AAA



Weight: 2.3 oz. | 65 g

2 × AAA batteries included

Clam: **21424**

Box: -



ANSI FL1	High	Low
Lumens	130	45
Beam Distance	27m	15m
Runtime	4h 15min	12h

The FL11 is our most compact front loading headlamp, but it still provides a bright Utility Beam with two power levels and two color modes (plus flashing red).



Hinged beam

REAR-LOADING HEADLAMPS

HL27 360 Lumens | 433 ft Beam | IPX4 | 3 × AA

Removable top strap

PURE BEAM FOCUS
FLOOD & SPOT

Variable Light Tech (VLT)
Twist Focus

Weight: 6.9 oz. | 196 g
3 × AA batteries included
Light Output Control Wheel
Hardhat compatible
Z-cord in headband
Removable top strap

Clam: **19722**
Box: **19721**



ANSI FL1	High	Low
Lumens	360	3
Beam Distance	132m	12m
Runtime	9h 15min	84h

Control Wheel

Hinged beam

Twist Focus

The HL27 has the light dimming on the front of the headlamp so as to keep all the controls in one convenient place.

HL8 615 Lumens | 711 ft Beam | IPX4 | 4 × AA

PURE BEAM FOCUS
FLOOD & SPOT

High | Medium | Low
Twist Focus

Lens filter kit available

Weight: 12.8 oz. | 363 g
4 × AA batteries included
Light Output Control Dial
3' battery extension cord
Hardhat compatible
Z-cord in headband

Clam: **19336**
Box: **19649**



ANSI FL1	High	Medium	Low
Lumens	615	210	46
Beam Distance	196m	116m	53m
Runtime	1h 45min	6h	64h

Light Dial

Twist Focus

Hinged beam

With our largest alkaline power source and optic in a headlamp, the HL8 and its aluminum bezel and removable and extendable battery pack make it the workhorse of the collection.



HL7 305 Lumens | 416 ft Beam | IPX4 | 3 × AAA

PURE BEAM FOCUS
FLOOD & SPOT

Variable Light Tech (VLT)
Twist Focus

Weight: 4.4 oz. | 125 g
3 × AAA batteries included
Light Output Control Lever
Hardhat compatible
Z-cord in headband

Clam: **19284**
Box: **19273**



ANSI FL1	High	Low
Lumens	305	5
Beam Distance	127m	16m
Runtime	2h 15min	85h

The HL7 gives you the ability to shine a ultra wide flood beam and then quickly twist the bezel.



HL6 300 Lumens | 88 ft Beam | IPX4 | 3 × AAA

WIDE ANGLE FLOOD BEAM
BROADEST VIEW

Variable Light Tech (VLT)

Weight: 4.2 oz. | 119 g
3 × AAA batteries included
Light Output Control Lever
Hardhat compatible
Z-cord in headband

Clam: **TT7468CP**
Box: **19268**



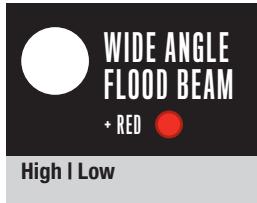
ANSI FL1	High	Low
Lumens	300	5
Beam Distance	27m	4m
Runtime	2h 30min	85h

The HL6 brings a specialty optic to Coast headlamps, the Wide Angle Flood Beam, which is ideal for illuminating the broadest possible area in bright, even light.



HL45

400 Lumens | 91 ft Beam | IPX4 | 3 × AAA



Weight: 4.4 oz. | 125 g
 3 × AAA batteries included
 Hardhat compatible
 Z-cord in headband

Clam: **21115**
 Box: -



ANSI FL1	High	Low
Lumens	400	130
Beam Distance	28m	16m
Runtime	3h 30min	13h

Whether you want to put it on your hardhat or simply on your head, the HL45 provides a wide field of view with a red beam option.



Hinged beam



HL40 300 Lumens | 98 ft Beam | IPX4 | 3 × AAA

WIDE ANGLE FLOOD BEAM
BROADEST VIEW

Weight: 4.4 oz. | 125 g
3 × AAA batteries included
Hardhat compatible
Z-cord in headband

Clam: **21114**
Box: **-**



ANSI FL1	High	Low
Lumens	300	100
Beam Distance	30m	17m
Runtime	3h 30min	14h

Whether you want to put it on your hardhat or simply on your head, the HL40 provides a wide field of view.



HL5 175 Lumens | 183 ft Beam | IPX4 | 3 × AAA

UTILITY BEAM
6 LEDs

Weight: 4.4 oz. | 125 g
3 × AAA batteries included
Hardhat compatible
Z-cord in headband

Clam: **TT7041CP**
Box: **19351**



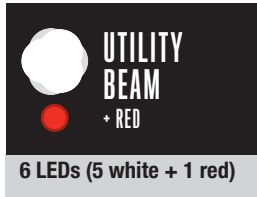
ANSI FL1	
Lumens	175
Beam Distance	56m
Runtime	3h 15min

Whether you want to put it on your hardhat or simply on your head, the HL5 is a great all around headlamp for day-to-day use.



HL4

145 Lumens | 164 ft Beam | IPX4 | 3 × AAA



Weight: 4.4 oz. | 125 g
 3 × AAA batteries included
 Hardhat compatible
 Z-cord in headband

Clam: **19291**
 Box: —



ANSI FL1	
Lumens	145
Beam Distance	50m
Runtime	4h

By combining red and white LEDs, the HL4 is great when you need bright illumination or need to work in situations while preserving your night vision.



Hinged beam

HL3

100 Lumens | 128 ft Beam | IPX4 | 3 × AAA



Weight: 4.4 oz. | 125 g
 3 × AAA batteries included
 Hardhat compatible
 Z-cord in headband

Clam: **TT7454CP**
 Box: —



ANSI FL1	
Lumens	100
Beam Distance	39m
Runtime	5h

Whether you want to put it on your hardhat or simply on your head, the HL3 is a great all around headlamp for day-to-day use.



Hinged beam



AREA LIGHTS

ALL-NIGHT LIGHT

COAST's area lights offer long-lasting illumination for work, play, or emergencies. For 2018, COAST has added a rechargeable area light that also offers a magnetic base for additional placement options.



PM500R 700 Lumens | 672 ft Beam
IPX4 | Lithium Polymer or 3 x AA

PURE BEAM FOCUS
FLOOD & SPOT

High | Low
Twist Focus

Height: 3.3" | 8.4 cm
Weight: 11.1 oz. | 314 g
1 x Li Ion battery pack
3 x AA batteries
AC+DC with USB adapter

The PM500R is a versatile, magnetic-base light that can illuminate broad or narrow areas, and can use multiple power sources for extra versatility.

Clam: -
Box: **21074**



ANSI FL1 (Rec)	High	Low
Lumens	700	200
Beam Distance	205m	111m
Runtime	2h 15min	5h 15min

ANSI FL1 (Aik)	High	Low
Lumens	600	170
Beam Distance	189m	100m
Runtime	2h 45min	17h

ANSI FL1 (AC)	High	Low
Lumens	570	215
Beam Distance	187m	113m
Runtime	-	-

FLEX CHARGE

CHARGING PORTS

POWER SOURCES

RECHARGEABLE ALKALINE AC | DC

The PM500R includes one lithium polymer rechargeable battery pack and 3 AA alkaline batteries. The rechargeable battery pack can be charged either inside or outside the light, assuring that you're never out of power. The light can also be run directly from AC or DC via the included power cord.

- Twist focus
- 180-degree rotation
- Magnetic base

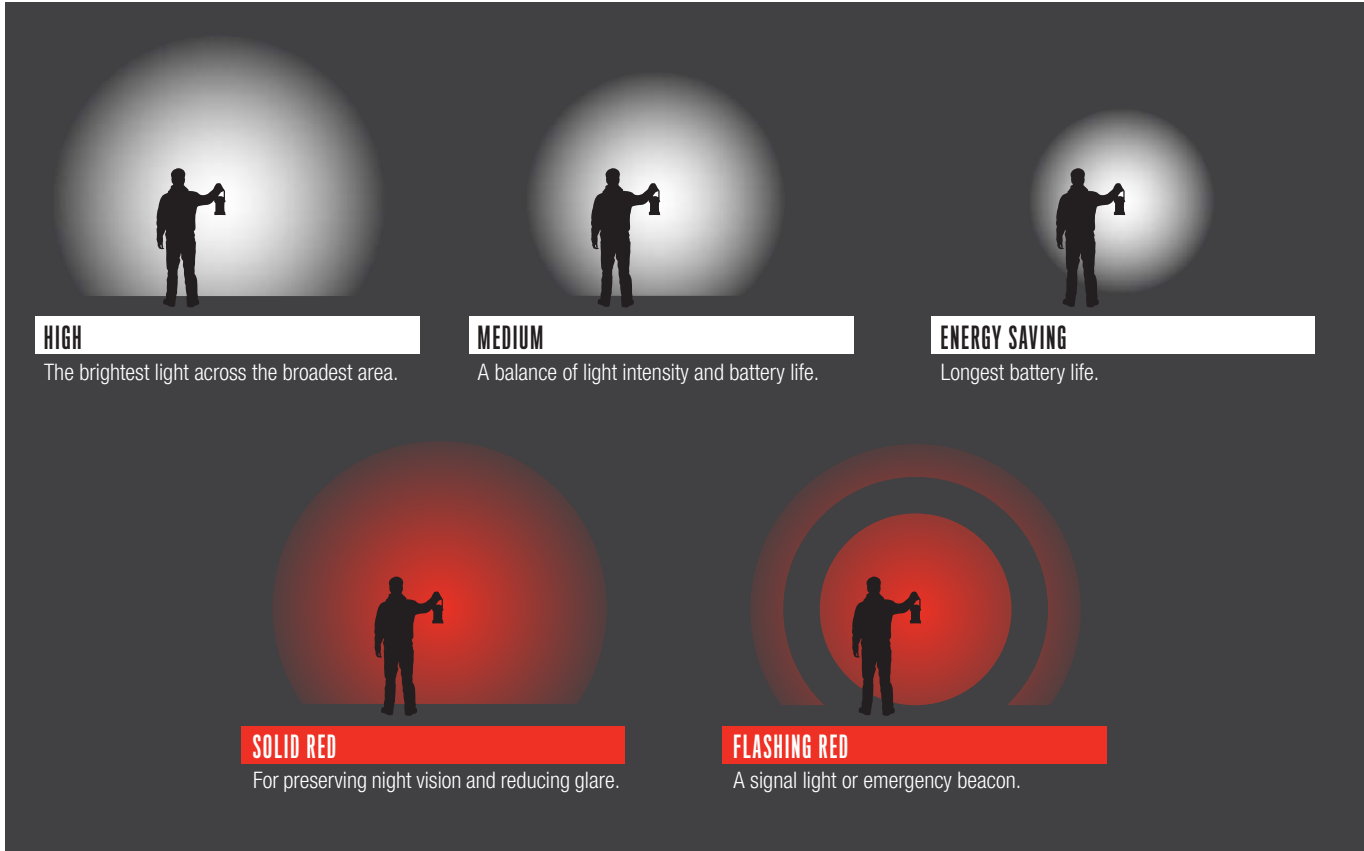
PM500R BATTERY PACK

Item: **21135**



EAL TECHNOLOGY – MODES & DURABILITY

LIGHT MODES



COAST's EAL multi-mode technology allows the user to quickly adjust from energy conserving low light output to area-illuminating high output to anywhere in between. For emergency or night vision purposes switch to solid red mode or flashing red.

LONGEVITY



COAST's EAL energy-efficient LED technology provides users with up to 10 nights of light on one set of batteries, which can be critical in emergency situations, extended power outages and when batteries are in short supply.



Whether you choose the EAL12 (up to 38 hours of light on one set of batteries), or the big EAL20 (up to 80 hours of light on one set of batteries), you can be assured of energy saving technology.

WEATHERPROOF



High-quality materials and durable construction give COAST lanterns excellent weather resistance, making them great for use in emergency situations where there is inclement weather: rain, snow or wind.

EAL TECHNOLOGY – LIGHT CONTROLS

LIGHT DIAL

TURN DIAL TO SELECT LIGHT OUTPUT MODE

PUSH FOR POWER



LIGHT MODES

Go from high to energy saving via a dimmer, solid red and flashing red. Just dial-in what you need.

BATTERY LIFE INDICATOR

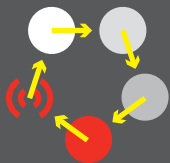
Makes it quick and easy to know how much battery life remains: green = full; red = empty



SMART SWITCH

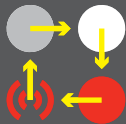
Cycle through to optimal light mode.

5-MODE



HIGH, MEDIUM, ENERGY SAVING, SOLID RED, FLASHING RED

4-MODE



ENERGY SAVING, HIGH, SOLID RED, FLASHING RED



EAL20 4 x D

LIGHT DIAL



Height: 8.25" | 21.0 cm
 Weight: 36.5 oz. | 1.03 kg

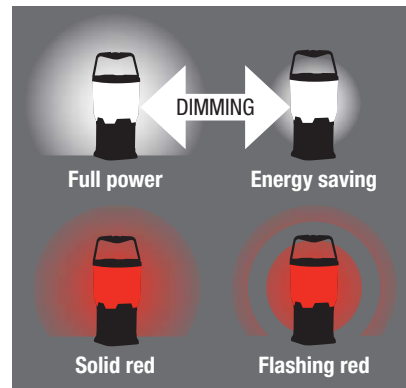
Built-in battery life indicator
 Foldable handle
 5-year warranty

Clam: -
 Box: **CE7124HGB**



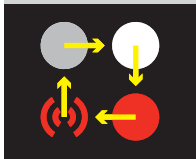
Our most advanced lantern, the EAL20 comes with a battery life indicator, dimming white light control dial, as well as solid red and flashing red modes.

 **Run-time**
 up to 80 hours



EAL17 4 x D

SMART SWITCH




Height: 9.9" | 25.2 cm
 Weight: 45.4 oz. | 1.29 kg

Foldable handle
 5-year warranty

Clam: -
 Box: **20324**

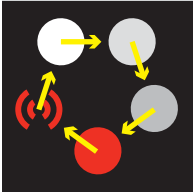
On the worksite, campsite or on the side of the road, the EAL17 is a great stainless steel designed lantern that can either illuminate your space or alert people in times of need.

 **Run-time**
 up to 50 hours



EAL15 4 x C

SMART SWITCH



Height: 7.5" | 19.0 cm
Weight: 22 oz. | 624 g

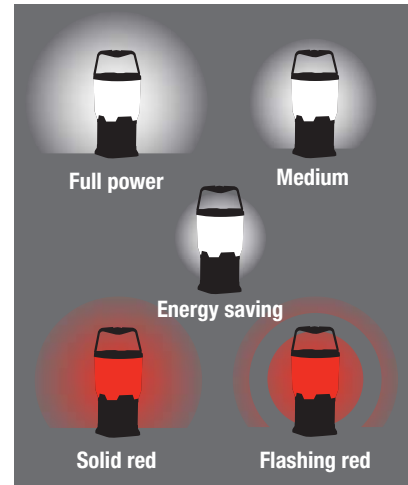
Foldable handle
5-year warranty

Clam: **C7050CP**
Box: -



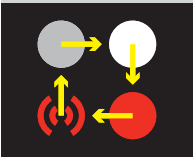
On the worksite, campsite or on the side of the road, the EAL15 is a great stainless steel designed lantern that can either illuminate your space or alert people in times of need.

 **Run-time up to 50 hours**



EAL12 4 x AA

SMART SWITCH




Height: 6.125" | 15.6 cm
Weight: 11 oz. | 312 g

Foldable handle
5-year warranty

Clam: -
Box: **20325**

Whether you are going camping or preparing for a winter storm, the EAL12 is a great compact lantern, and because of the split handle, can be easily hung on a branch or line.

 **Run-time up to 38 hours**



KNIVES & SHARPENERS

COAST CUTLERY

COAST began as a cutlery company and that tradition continues with our collection of thoroughly modern knives for work, home, or recreational use. Designed to offer utility, value, and safety, COAST's knife offering is better than ever in 2018.





KNIFE TECH – BLADE-ASSIST & MAX-LOCK



BLADE-ASSIST

COAST's blade-assist knives possess superior technology that uses a patented opening mechanism. This results in blades that release faster, smoother, and safer than other blade assist knives on the market.



MAX-LOCK


Safer than standard Liner-Lock knives, COAST's patented Max-Lock technology provides a second lock system. This safeguard secures the blade closed and double locks the Liner-Lock when open.

KNIFE TECH – BLADE LOCKS



DOUBLE LOCK

COAST's patented Double Lock safety switch mechanism works in conjunction with a primary Liner-Lock to prevent disengagement. Some Double Lock knives also include a safety detent-action that is fully adjustable.



FRAME-LOCK

The knife's frame system also doubles as a lock providing a very easy to use and safe locking system. Can be opened and closed with one hand.



LINER-LOCK

The knife's liner also doubles as a lock providing a very easy to use safe locking mechanism. Can be open and closed with one hand.



LOCKBACK

The lock mechanism is located on the back of the knife. The spring is easy to access and easy to open and close.

KNIFE TECH – MATERIALS

BLADE STEELS | 9Cr18Mov | 7Cr17 | 4Cr14 | 3Cr13

Using only High-Carbon stainless steels, COAST blades are designed for hardness and durability. By treating the blades both with heat and severe cold (-320 degrees Fahrenheit / -195 degrees Celsius), the toughness is even further guaranteed. COAST does not simply use the same steels for all of the blades though. Each blade is carefully crafted to suit the intended uses.

Higher carbon grades of stainless steel are found in hunting and military blades for longer edge retention, while hardworking and everyday blades will sharpen more easily.

HANDLE MATERIALS



G10

Created by compressing a layer of fibrous materials with liquid resin under extreme pressure. Includes a steel support for durability.



NYLON with FIBERGLASS FILL

For a handle with a contoured shape, this is nearly indestructible and very lightweight.



METAL

Either aluminum or stainless steel, with a secure grip that comes from surface texturing.



NATURAL WOOD

Impregnated with high-strength resin under extreme pressure, making it extremely durable and chemical resistant.

RX395 3.75 in / 9.5 cm blade | 7Cr17 Stainless steel | Nylon handle / Stainless steel frame



Length: 9.2" | 23.4 cm
Weight: 6.3 oz. | 179 g

Seat belt cutter
Glass breaker
Deep-carry pocket clip

Clam: **20921**
Box: -



Using our Blade Assist Technology, the RX395 is incredibly fast and easy to open, and provides extra safety tools.

RX350 3.625 in / 9.2 cm blade | 7Cr17 Stainless steel | Nylon handle / Stainless steel frame



Length: 8.5" | 21.6 cm
Weight: 5.4 oz. | 153 g

3-position pocket clip

Clam: **20822**
Box: **20823**



Using our Blade Assist Technology, the RX350 is incredibly fast and easy to open and get to work.

RX300 3.0 in / 7.6 cm blade | 7Cr17 Stainless steel | Nylon handle / Stainless steel frame



Length: 7.125" | 18.1 cm
Weight: 4.8 oz. | 136 g

3-position pocket clip

Clam: **20857**
Box: **20858**



Using our Blade Assist Technology, the RX300 is incredibly fast and easy to open and get to work.

TX399

3.9 in / 9.9 cm blade | 9Cr18Mov Stainless steel | Nylon handle / Stainless steel frame



DOUBLE LOCK

Length: 9.0" | 22.9 cm
 Weight: 3.7 oz. | 105 g
 Titanium Nitride coating
 2-position pocket clip

Clam: **20825**
 Box: **20826**



Designed from parameters given by former elite special forces members, the TX399 is one of the founding members of our tactical collection.

TX395

3.9 in / 9.9 cm blade | 9Cr18Mov Stainless steel | Nylon handle / Stainless steel frame



DOUBLE LOCK

Length: 8.9" | 22.6 cm
 Weight: 7.7 oz. | 218 g
 Glass breaker
 Titanium Nitride coating
 3-position pocket clip

Clam: **20845**
 Box: **20846**



The TX395 is heavy duty enough to pry open an ammo box or break a window with the integrated glass breaker.



DX625

3.625 in / 9.2 cm blade | 3Cr13 Stainless steel | Nylon handle / Stainless steel frame

DOUBLE LOCK

Length: 8.5" | 21.6 cm
 Weight: 4.7 oz. | 133 g
 Pocket clip

Clam: **21626**
 Box: -



The DX625 comes with a checkered fiberglass-filled nylon handle and an easy-to-open blade.

DX375

3.5 in / 8.9 cm blade | 7Cr17 Stainless steel | Wood handle / Aluminum frame

DOUBLE LOCK

Length: 8.125" | 20.6 cm
 Weight: 5.3 oz. | 150 g
 Flick-out blade design
 Pocket clip

Clam: **21631**
 Box: -



The DX375 is not only a widely useful knife, but a beautiful one, too, combining wood, aluminum, and stainless steel.

DX356

3.5 in / 8.9 cm blade | 9Cr18Mov Stainless steel | G10 handle / Stainless steel frame

DOUBLE LOCK

Length: 8.125" | 20.6 cm
 Weight: 5.4 oz. | 153 g
 3-position pocket clip

Clam: **19918**
 Box: **19919**



The DX356 comes with a textured G10 handle and thumb notches on top of the blade for a secure grip.

DX344

3.5 in / 8.9 cm blade | 3Cr13 Stainless steel | Nylon handle / Stainless steel frame

DOUBLE LOCK

Length: 8.4" | 21.3 cm
 Weight: 4.7 oz. | 133 g
 Pocket clip

Clam: **21068**
 Box: -



The DX344 comes with a checkered fiberglass-filled nylon handle and a serrated blade for all-around utility.

DX340

3.5 in / 8.9 cm blade | 7Cr17 Stainless steel | Nylon handle / Stainless steel frame

DOUBLE LOCK

Length: 8.3" | 21.1 cm
 Weight: 3.9 oz. | 110 g
 3-position pocket clip

Clam: **C19CP**
 Box: **C19**



The DX340 comes with a checkered fiberglass-filled nylon handle and thumb notches on top of the blade for a secure grip.

DX338

3.5 in / 8.9 cm blade | 7Cr17 Stainless steel | Nylon handle / Stainless steel frame

DOUBLE LOCK

Length: 8.3" | 21.1 cm
 Weight: 3.7 oz. | 104 g
 3-position pocket clip

Clam: **20808**
 Box: **20809**



The DX338 comes with a checkered fiberglass-filled nylon handle and thumb notches on top of the blade for a secure grip.

DX330 3.25 in / 8.3 cm blade | 7Cr17 Stainless steel | Nylon handle / Stainless steel frame



DOUBLE LOCK

Length: 8.1" | 20.6 cm
Weight: 4.2 oz. | 119 g

Seat belt cutter
Glass breaker
Deep-carry pocket clip

Clam: **19307**
Box: -



A grip-textured nylon handle makes the DX330 easy to hold, and the rescue tools make it a potential lifesaver.



DX318

3.75 in / 9.5 cm blade | 7Cr17 Stainless steel | Rubberized handle / Nylon frame



DOUBLE LOCK

Length: 8.7" | 22.0 cm
Weight: 4.7 oz. | 133 g

3-position pocket clip

Clam: **21484**
Box: -



The DX318 features a tough, rubberized handle with notching on top of the blade for excellent grip and control of the knife.



DX312

3.35 in / 8.5 cm blade | 7Cr17 Stainless steel | Wood handle / Stainless steel frame



DOUBLE LOCK

Length: 7.75" | 19.7 cm
Weight: 3.6 oz. | 102 g

Deep-carry pocket clip

Clam: **19555**
Box: **19556**



With a checkered wood handle for a secure grip and a partially serrated blade, the DX312 is a unique look for daily carry.



DX311

3.35 in / 8.5 cm blade | 7Cr17 Stainless steel | Nylon handle / Stainless steel frame



DOUBLE LOCK

Length: 7.75" | 19.7 cm
Weight: 3.2 oz. | 90 g

3-position pocket clip

Clam: **CG006CP**
Box: -



With a checkered fiberglass-filled nylon handle for a secure grip and a partially serrated blade, the DX311 is a sleek and useful daily carry.





SAFER UTILITY

COAST folding utility knives address one of the top workplace safety issues: accidental cuts. With either Double Lock or Max-Lock technology, our hard working tools help to keep hands safer.

DX300 3.0 in / 7.6 cm blade | 7Cr17 Stainless steel | Nylon handle / Stainless steel frame

 **DOUBLE LOCK**

Length: 7.9" | 20.0 cm

Weight: 5.2 oz. | 147 g

Pocket clip

Clam: **21627**

Box: -



With a checkered handle for a secure grip and a hooked blade, the DX300 is designed for jobs like cutting carpet, trimming linoleum, and pruning plants.

DX211 1.2 in / 3.1 cm blade | Nylon handle / Stainless steel frame

 **DOUBLE LOCK**

Length: 7.4" | 18.8 cm

Weight: 5.8 oz. | 164 g

E-Z replace blade

Pocket clip

Clam: **21351**

Box: -



With razor blades being at the top of the list for work place related accidents, we've created the DX211 with safety in mind.

DX199

1.2 in / 3.1 cm blade | Nylon handle / Stainless steel frame



DOUBLE LOCK

Length: 7.2" | 18.3 cm
 Weight: 5.8 oz. | 164 g
 E-Z replace blade
 Pocket clip

Clam: **21191**
 Box: —



The DX199 offers a different feel in the hand than other DX razor knives, while still providing the same level of safety.



DX190

1.2 in / 3.1 cm blade | Nylon handle / Stainless steel frame



DOUBLE LOCK

Length: 7.0" | 17.8 cm
 Weight: 6.0 oz. | 170 g
 E-Z replace blade
 Blade storage in handle
 Pocket clip

Clam: **20464**
 Box: —



The compact DX190 not only has workplace safety in mind, but also provides extra blade storage in the handle.



MX200

1.2 in / 3.1 cm blade | Nylon handle / Stainless steel frame



MAX-LOCK

Length: 6.3" | 16.0 cm
 Weight: 4.9 oz. | 139 g
 E-Z replace blade
 Pocket clip

Clam: **21630**
 Box: —



The MX200 is a compact razor knife that offers our easy-to-use Max-Lock system which also prevents the knife from opening inside a pocket.



FDX302

3.0 in / 7.6 cm blade | 7Cr17 Stainless steel | Stainless steel handle / frame

DOUBLE LOCK

Length: 7.5" | 19.0 cm
 Weight: 4.0 oz. | 116 g
 3-position pocket clip

Clam: **21432**
 Box: -



With a stainless steel handle, as well as a double-lock, the FDX302 is a stylish, and extra-safe, mid-size knife for everyday carry.

FDX300

3.0 in / 7.6 cm blade | 7Cr17 Stainless steel | Stainless steel handle / frame

DOUBLE LOCK

Length: 7.5" | 19.0 cm
 Weight: 4.0 oz. | 116 g
 3-position pocket clip

Clam: **21483**
 Box: -



With a stainless steel handle, as well as a double-lock, the FDX300 is a stylish, and extra-safe, mid-size knife for everyday carry.

FX412

4.0 in / 10.2 cm blade | 7Cr17 Stainless steel | Wood handle / Stainless steel frame

FRAME-LOCK

Length: 8.75" | 22.2 cm
 Weight: 6.1 oz. | 173 g
 2-position pocket clip

Clam: **19689**
 Box: **19690**



With a laminated wood handle over a stainless steel frame and thumb notches atop the blade, the FX412 is built for a great combination of both style and function.

FX350

3.5 in / 8.9 cm blade | 9Cr18Mov Stainless steel | G10 handle / Stainless steel frame

FRAME-LOCK

Length: 8.0" | 20.3 cm
 Weight: 5.1 oz. | 144 g
 Titanium Nitride coating
 3-position pocket clip

Clam: **19792**
 Box: **19793**



G10
Polysteel
Machined handle

With a contour-machined G10 handle and thumb notches atop the blade, the FX350 is built for a great amount of grip and control.

FX226 2.125 in / 5.4 cm blade | 3Cr13 Stainless steel | Stainless steel handle / frame

 **FRAME-LOCK**

Length: 5.375" | 13.7 cm
Weight: 1.8 oz. | 53 g

Special engraving area
Money/pocket clip

Clam: -
Box: **21485**



The FX226 comes with titanium nitride fasteners and a tool-engraved handle (both sides) that has been designed for custom laser engraving.

FX200 2.0 in / 5.1 cm blade | 3Cr13 Stainless steel | Nylon handle / Stainless steel frame

 **FRAME-LOCK**

Length: 5.4" | 13.7 cm
Weight: 1.4 oz. | 40 g

Bottle opener
Pocket/money clip

Clam: **20690**
Box: -



With a built-in bottle opener and pocket/money clip, and weighing just 1.4 ounces, the FX200 is versatile and easy to carry.

FX175 2.0 in / 5.1 cm blade | 4Cr14 Stainless steel | Nylon handle / Stainless steel frame

 **FRAME-LOCK**

Length: 5.0" | 12.7 cm
Weight: 1.2 oz. | 34 g

Clam: **19787**
Box: -



At just 1.2 ounces, the FX175 is great for backpacking for any situation where reduced weight or space is a concern.



LX320

3.0 in / 7.6 cm blade | 7Cr17 Stainless steel | Nylon handle / Stainless steel frame

LINER-LOCK

Length: 7.0" | 17.8 cm
 Weight: 2.6 oz. | 73 g
 3-position pocket clip

Clam: **CG004PLCP**
 Box: —



With a checkered fiberglass-filled nylon handle and a 3-position pocket clip, the LX320 is very adaptable to your personal carry preference.

LX315

3.25 in / 8.3 cm blade | 7Cr17 Stainless steel | Nylon handle / Stainless steel frame

LINER-LOCK

Length: 7.3" | 18.5 cm
 Weight: 2.2 oz. | 62 g
 Deep-carry pocket clip

Clam: **19687**
 Box: —



With a checkered fiberglass-filled nylon handle with finger grooves carefully placed, the LX315 is perfect fit for your hand.

LX242

2.6 in / 6.6 cm blade | 3Cr13 Stainless steel | Aluminum handle / frame with stainless steel liners

LINER-LOCK

Length: 6.3" | 16.0 cm
 Weight: 1.7 oz. | 48 g
 Deep-carry pocket clip

Clam: **21632**
 Box: —



A practical—and strikingly finished—pocket knife that offers the general utility of a serrated blade.

LX237

2.7 in / 6.9 cm blade | 3Cr13 Stainless steel | Nylon handle / frame with stainless steel liner-lock

LINER-LOCK

Length: 6.25" | 15.9 cm
 Weight: 1.7 oz. | 48 g
 Deep-carry pocket clip

Clam: **19961**
 Box: —



Compact in size, with a checkered fiberglass-filled nylon handle for a secure grip, the LX237 is a great option to carry.

BX315

3.75 in / 9.5 cm blade | 9Cr18Mov Stainless steel | Rubberized handle / Nylon frame



LOCKBACK

Length: 8.6" | 21.8 cm
 Weight: 3.6 oz. | 102 g
 Includes belt sheath

Clam: **20345**
 Box: **20346**



The BX315 features a tough, rubberized handle with notching on top of the blade for excellent grip and control of the knife.

BX312

3.25 in / 8.2 cm blade | 7Cr17 Stainless steel | Nylon handle / Stainless steel frame



LOCKBACK

Length: 7.9" | 20.0 cm
 Weight: 4.4 oz. | 124 g
 3-position pocket clip

Clam: **19491**
 Box: —



With a fiberglass-filled nylon handle and a carefully crafted thumb perch, the BX312 is designed for excellent grip control.

BX300

3.0 in / 7.6 cm blade | 9Cr18Mov Stainless steel | Rubberized handle/Nylon frame



LOCKBACK

Length: 7.1" | 18.0 cm
 Weight: 1.6 oz. | 45 g

Clam: **20342**
 Box: **20344**



The BX300 features a tough, rubberized handle with notching on top of the blade for excellent grip and control of the knife.

BX213


2.5 in / 6.4 cm blade | 3Cr13 Stainless steel | Nylon handle/frame



LOCKBACK

Length: 6.0" | 15.2 cm
 Weight: 1.3 oz. | 36 g

Clam: **19958**
 Box: —



If you are looking for a super compact pocket knife for your keychain or daily carry, the BX213 is your solution.

F402

4.0 in / 10.2 cm blade | 9Cr18Mov Stainless steel | Nylon handle/Stainless steel frame

FIXED BLADE

Length: 9.0" | 22.9 cm

Weight: 7.3 oz. | 207 g


Belt sheath

Clam: **21628**

Box: -



Designed as an all-around utility and hunting knife, the straight-blade F402 provides excellent value. The "gray" titanium-nitride blade coating also gives the F402 extra durability.



F1400 14.0 in / 35.5 cm blade | 3Cr13 Stainless steel | Nylon handle/Stainless steel frame

FIXED BLADE

Length: 19.25" | 49.0 cm
Weight: 17.6 oz. | 499 g

Lanyard
Belt sheath

Clam: **21629**
Box: -



Not scaled to knives

When the time comes to cut tall weeds, brush, and so on, the F1400 has a full-tang blade/saw for the task, while the handle provides added finger protection.



FOR BIG JOBS

Made for serious cutting, COAST's full-tang blades get the job done fast. Whether it's recreational use or all-day utility, these blades are meant to make heavy cutting tasks easier and safer.



SHARPENERS

KEEPING AN EDGE


Good knives need to be kept sharp to be most effective as cutting tools. Coast's line of sharpeners is designed to provide a number of ways to achieve that goal, from a more traditional block form to foldable and reversible sharpeners. Scissors and even fish hooks can be honed with Coast sharpeners, and the more compact models make it easier to take a sharpening tool with you almost anywhere.

SP600 Sharpener block with base | Coarse & fine diamond grit surfaces

Length: 6.0" | 15.2 cm
 Width: 2.625" | 6.7 cm
 Weight: 11.3 oz. | 320 g

Coarse & fine grit surfaces
 Stability base

Clam: **21011**
 Box: -



Not scaled to other sharpeners

The SP600 is a larger, block-mounted, diamond-grit blade sharpener that can hone knives, scissors, axes, and so on.



View showing block and surfaces

SP425 4.0 in / 10.2 cm sharpener | 400# & 600# Diamond grit surfaces | Nylon handle

Length: 9.0" | 22.9 cm
Weight: 2.1 oz. | 59.5 g
400# & 600# grit surfaces

Clam: **20723**
Box: -



Not scaled to other sharpeners

The SP425 is a folding, diamond-grit blade sharpener that can hone knives, scissors, axes, and so on.



SP200 Reversible sharpener | Medium diamond grit surfaces | Aluminum handle

Length: 7.5" | 19.1 cm
Weight: 1.5 oz. | 42 g
Partially round surface
Flat surface
Fish hook groove
Tapered point

Clam: **21010**
Box: -



The SP200 is a reversible, diamond-grit blade sharpener that can hone knives (including those with serrated edges), scissors, fishing hooks, and so on.

SP150 Sharpener | Medium diamond grit surface | Aluminum handle

Length: 8.0" | 20.3 cm
Weight: 1.7 oz. | 48 g
Partially round surface
Flat surface
Fish hook groove

Clam: **21088**
Box: -



The SP150 is a single-rod, diamond-grit blade sharpener that can hone knives, scissors, fishing hooks, and so on.

SP100 Sharpener | Medium diamond grit surface | Aluminum handle

Length: 3.75" | 9.5 cm
Weight: 0.6 oz. | 16 g
Partially round surface
Flat surface
Fish hook groove

Clam: **21009**
Box: -



The SP100 is a compact, single-rod, diamond-grit blade sharpener that can hone knives, scissors, fishing hooks, and so on.

LED MULTI-TOOLS

LIGHT WHERE YOU NEED IT

COAST multi-tools are packed with practical tools and built-in LED lights to illuminate work surfaces. The spring-loaded pliers head and LED lights make them a great choice for working on the car, under the sink, or other tight spaces.



MULTI-TOOL TECH – LIGHTING & TOOLS




BUILT-IN LEDS



All COAST multi-tools come with built-in LED lights, making it easier to visualize a task.

FUNCTION FEATURES



EASY-ACCESS TOOLS

All implements easily accessible, jaw does not need to be opened.



SPRING-LOADED PLIERS

Spring-loaded pliers for easy one-handed pliers operation.

LED155 Pro Pocket Pliers

Spring-loaded pliers | 3Cr13 Stainless steel | 2 × CR1616

13	TOOLS
2	LED LIGHTS

Length: 4.0" | 10.2 cm (closed)

Blade: 3.0" | 7.6 cm

Weight: 9.8 oz. | 278 g

Spring-loaded pliers head with wire cutter

Scissors, Phillips (1) and flathead (3) screwdriver tips, cap lifter, wire stripper, can opener

Sure-grip handle inlays

Semi-rigid sheath

2 × CR1616 batteries included

Clam: **C5899BCP**

Box: **C5899B**



The LED155 comes packed with two LEDs and the tools that can help you master many smaller tasks and jobs.

LED150 Pro Pocket Pliers

Spring-loaded pliers | 3Cr13 Stainless steel | 2 × CR1616

13	TOOLS
2	LED LIGHTS

Length: 4.0" | 10.2 cm (closed)

Blade: 3.0" | 7.6 cm

Weight: 9.8 oz. | 278 g

Spring-loaded pliers head with wire cutter

Scissors, Phillips (1) and flathead (3) screwdriver tips, cap lifter, wire stripper, can opener

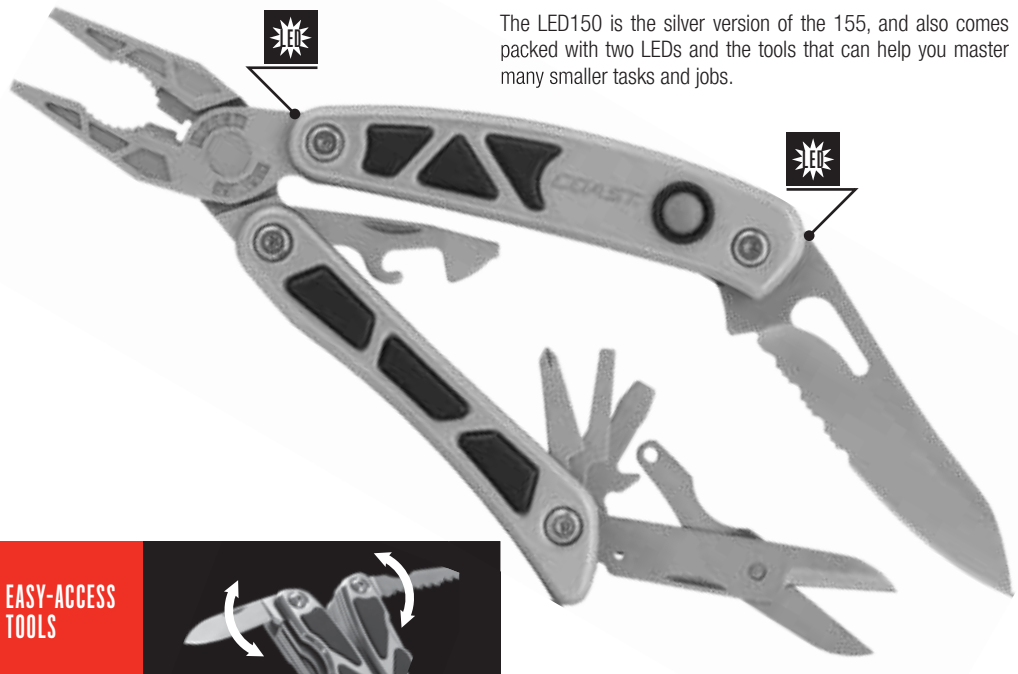
Sure-grip handle inlays

Semi-rigid sheath

2 × CR1616 batteries included

Clam: **C5899CP**

Box: **C5899**



The LED150 is the silver version of the 155, and also comes packed with two LEDs and the tools that can help you master many smaller tasks and jobs.

LED145 Pocket Pliers
Spring-loaded pliers | 3Cr13 Stainless steel | 2 × CR1220

 TOOLS
 LED LIGHT

Length: 3.9" | 9.9 cm (closed)
Blade: 1.75" | 4.4 cm
Weight: 10.1 oz. | 286 g

Spring-loaded pliers head with wire cutter

Scissors, file blade with wire stripper, Phillips (1) and flathead (3) screwdriver tips, awl, cap lifter, wire stripper, saw blade, can opener

Sure-grip handle inlays

Semi-rigid sheath

2 × CR1220 batteries included

Clam: **C5799BCP**
Box: **C5799B**



With 15 tools, the LED145 Multi-Tool will make you prepared to tackle just about any challenge that arises.

LED140 Pocket Pliers
Spring-loaded pliers | 3Cr13 Stainless steel | 2 × CR1220

 TOOLS
 LED LIGHT

Length: 3.9" | 9.9 cm (closed)
Blade: 1.75" | 4.4 cm
Weight: 10.1 oz. | 286 g

Spring-loaded pliers head with wire cutter

Scissors, file blade with wire stripper, Phillips (1) and flathead (3) screwdriver tips, awl, cap lifter, wire stripper, saw blade, can opener

Sure-grip handle inlays

Semi-rigid sheath

2 × CR1220 batteries included

Clam: **C5799CP**
Box: **C5799**



The LED140 is the silver version of the 145, and also comes with 15 tools to tackle just about any challenge that arises.

LED135 Micro Pliers

Spring-loaded pliers | 3Cr13 Stainless steel | 2 × CR927

14 TOOLS

LED LIGHT

Length: 3.0" | 7.6 cm (closed)

Blade: 2.0" | 5.1 cm

Weight: 4.3 oz. | 122 g

Spring-loaded pliers head with wire cutter

Knife blade, saw blade, Phillips (1) and flathead (3) screwdriver tips, bottle opener, wire stripper, awl, file with nail pick, can opener, plus keyring (foldable)

Sure-grip handle inlays

2 × CR927 batteries included

Clam: **C2899BCP**

Box: **C2899B**



The LED135 comes in a compact size but is still able to squeeze in a total of 14 tools making it a great addition to anyone's key-chain or pocket.

EASY-ACCESS TOOLS



LED130 Micro Pliers

Spring-loaded pliers | 3Cr13 Stainless steel | 2 × CR927

14 TOOLS

LED LIGHT

Length: 3.0" | 7.6 cm (closed)

Blade: 2.0" | 5.1 cm

Weight: 4.3 oz. | 122 g

Spring-loaded pliers head with wire cutter

Knife blade, saw blade, Phillips (1) and flathead (3) screwdriver tips, bottle opener, wire stripper, awl, file with nail pick, can opener, plus keyring (foldable)

Sure-grip handle inlays

2 × CR927 batteries included

Clam: **C2899CP**

Box: **C2899**



The LED130 is the silver version of the 135, with the same compact size and 14 tools, making it a great addition to anyone's keychain or pocket.

EASY-ACCESS TOOLS



DISPLAYS

EASY MERCHANDISING

Whether for a countertop space or an entire wall of peg board, COAST offers merchandising solutions to help consumers quickly find what they need.



Contact your sales administrator for display assortment information and prices

Endcap Signs

48" W x 12" H, inc. magnetic brackets

Item: **20739**

24" W x 12" H, inc. magnetic brackets

Item: **20696**



Power Panel

48" H x 15" W x 6" D (base = 16.5" D)

Item: **19475**



Product not included

9-Slot Floor Merchandiser

45" H x 21" W x 16.625" D

Item: **08-0001**



Product not included

White and Black Floor Display

71" H x 17.125" W x 21.25" D

Item: **21284**



Product not included

Wire Counter Display

24.75" H x 18" W x 7.5" D

Item: **21285**



Product not included

Cardboard Counter Display

13.25" H x 12" W x 12" D

Item: **20228**



Product not included

Contact your sales administrator for display assortment information and prices

Try Me Display

9" W x 7.5" T x 7.5" D

Item: **20689**



Rechargeable Graphic

Item: **20697**

Polysteel Graphic

Item: **20698**

Handheld Pure Beam Graphic

Item: **20699**

Headlamp Pure Beam Graphic

Item: **20701**

Blade Assist Graphic

Item: **20702**

Wallpaper

48" W x 60" H

Item: **20709**



Video Blade

18.75" W x 7" H

Item: **20713**



Dump Bin Box

40" H x 16.375" W x 18.375" D

Item: **DB Box**



Product not included

Contact your sales administrator for display assortment information and prices

Metal Knife Stand

2.125" H x 4.625" W x 2.625" D

Item: 21063



Product not included

2-Sided Acrylic Display

19.5" H x 12" W x 12" D

Item: 20361



Metal Flashlight Stand

2.125" H x 4.25" W x 2.625" D

Item: 21064



Product not included

COAST Hat

Once size fits most.

Item: 21501





	HP314R	SX300R	POLYSTEEL 600R	HP10R
CLAMPACK #	–	–	Black: 20708	–
BOX #	20527	21075	Black: 20518 Red/Gray: 20519 Green/Gray: 20520 Blue/Gray: 20525 Orange/Gray: 20526	20923
BATTERY TYPES	1 × Lithium Ion / 4 × D	1 × Lithium Ion / 4 × AAA	1 × Lithium Ion / 4 × AA	1 × Lithium Ion / 4 × AAA
LUMENS Rechargeable HIGH / MED / LOW	1000 / 105	850 / 255 / 95 C.O.B.: 335	530 / 155 / 42	1050 / 230
LUMENS Alkaline HIGH / MED / LOW	1200 / 165	825 / 255 / 95	710 / 245 / 73	675 / 200
RUN TIME Rechargeable HIGH / MED / LOW	10 h / 85 h	2 h 30 min / 4 h 30 min / 7 h 15 min C.O.B.: 1 h 45 min	5 h 45 min / 9 h 30 min / 35 h	6 h / 11 h
RUN TIME Alkaline HIGH / MED / LOW	3 h 15 min / 94 h	1 h / 2 h / 4 h 15 min	2 h 15 min / 5 h 15 min / 40 h	1 h / 2 h 30 min
BEAM DISTANCE Rechargeable HIGH / MED / LOW	821 m / 247 m	230 m / 126 m / 77 m C.O.B.: 23 m	209 m / 108 m / 59 m	310 m / 145 m
BEAM DISTANCE Alkaline HIGH / MED / LOW	842 m / 317 m	227 m / 126 m / 77 m	247 m / 142 m / 78 m	240 m / 130 m
BEAM COLORS	White	White	White	White
OVERALL SIZE	17.1 in. / 43.5 cm	6.7 in. / 17.0 cm	7.9 in. / 20 cm	7.0 in. / 17.8 cm
WEIGHT (INCL BATT)	49.6 oz. / 1406 g	10.5 oz. / 297 g	12 oz. / 340 g	11.0 oz. / 312 g
PAGE #	20	22	24	25



	HP8R	HP7R	HP5R	HP3R	PX1R
CLAMPACK #	21498	–	–	20624	20627
BOX #	–	Black: 19221 Red: 21526 Green: 21528 Blue: 21527 Orange: 21529	Black: 19220 Red: 21522 Green: 21524 Blue: 21523 Orange: 21525	Black: 20818 Red: 21517 Green: 21519 Blue: 21518 Orange: 21521	Black: 20628 Red: 20757 Green: 20758 Blue: 20759 Orange: 20760
BATTERY TYPES	1 × Lithium Ion / 4 × AAA	1 × Lithium Ion / 4 × AAA	1 × Lithium Polymer / 1 × AA	1 × Lithium Polymer / 2 × AAA	1 × Lithium Ion / 3 × AAA
LUMENS Rechargeable HIGH / MED / LOW	760 / 310 / 61	300 / 30	185 / 19	245 / 26	460 / 50
LUMENS Alkaline HIGH / MED / LOW	515 / 240 / 53	265 / 30	100 / 12	86 / 10	330 / 40
RUN TIME Rechargeable HIGH / MED / LOW	2 h / 5 h / 26 h	7 h / 33 h	4 h 30 min / 14 h	1 h 30 min / 6 h	3 h 30 min / 14 h
RUN TIME Alkaline HIGH / MED / LOW	30 min / 2 h 15 min / 20 h	1 h 45 min / 12 h	2 h 30 min / 9 h	2 h / 26 h	2 h / 24 h
BEAM DISTANCE Rechargeable HIGH / MED / LOW	213 m / 136 m / 60 m	352 m / 111 m	183 m / 56 m	93 m / 31 m	155 m / 50 m
BEAM DISTANCE Alkaline HIGH / MED / LOW	175 m / 120 m / 56 m	326 m / 111 m	127 m / 45 m	55 m / 19 m	130 m / 40 m
BEAM COLORS	White	White	White	White	White
OVERALL SIZE	6.125 in. / 15.6 cm	6.125 in. / 15.6 cm	4.875 in. / 12.4 cm	5.8 in. / 14.8 cm	5.0 in. / 12.7 cm
WEIGHT (INCL BATT)	7.2 oz. / 204 g	7.2 oz. / 204 g	2.6 oz. / 74 g	1.8 oz. / 51 g	5.1 oz. / 145 g
PAGE #	26	27	28	29	30



	TX1R	A25R	A22R	A9R	A8R
CLAMPACK #	–	–	–	–	20423
BOX #	21116	19696	19697	Silver: 19648 Black: 20728 Red: 20725 Green: 20726 Blue: 20724 Orange: 20727	Black: 20341 Red: 21513 Green: 21515 Blue: 21514 Orange: 21516
BATTERY TYPES	2 × Lithium Ion / 3 × AAA	1 × Lithium Ion / 4 × AAA	1 × Lithium Polymer / 1 × AA	1 × Lithium Polymer	1 × Lithium Polymer
LUMENS Rechargeable HIGH / MED / LOW	460 / 45	725 / 80	340 / 36	–	–
LUMENS Alkaline HIGH / MED / LOW	325 / 40	515 / 64	135 / 17	–	–
RUN TIME Rechargeable HIGH / MED / LOW	3 h 30 min / 14 h	6 h 45 min / 19 h	3 h 15 min / 10 h	3 h	1 h
RUN TIME Alkaline HIGH / MED / LOW	4 h 30 min / 25 h	2 h / 11 h	2 h 30 min / 8 h	–	–
BEAM DISTANCE Rechargeable HIGH / MED / LOW	155 m / 50 m	208 m / 67 m	98 m / 31 m	20 m	19 m
BEAM DISTANCE Alkaline HIGH / MED / LOW	130 m / 40 m	173 m / 62 m	60 m / 22 m	–	–
BEAM COLORS	White	White	White	White	White
OVERALL SIZE	5.0 in. / 12.7 cm	6.25 in. / 15.9 cm	4.75 in. / 12.1 cm	6.2 in. / 15.7 cm	4.25 in. / 11.0 cm
WEIGHT (INCL BATT)	5.1 oz. / 145 g	10.4 oz. / 295 g	4.6 oz. / 130 g	2.1 oz. / 60 g	0.4 oz. / 11.0 g
PAGE #	31	32	33	34	35



	POLYSTEEL 1000	POLYSTEEL 600	POLYSTEEL 400	POLYSTEEL 200	
CLAMPACK #	20687	20767	20765	20763	
BOX #	–	20768	20766	20764	
BATTERY TYPE	9 × AA	4 × AA	4 × AAA	3 × AAA	
LUMENS HIGH / MED / LOW	1000 / 345 / 98	710 / 245 / 73	440 / 200 / 60	320 / 105 / 30	
RUN TIME HIGH / MED / LOW	11 h / 24 h / 85 h	2 h 15 min / 5 h 15 min / 40 h	3 h / 7 h / 29 h	3 h 45 min / 9 h 15 min / 34 h	
BEAM DISTANCE HIGH / MED / LOW	351 m / 202 m / 109 m	247 m / 142 m / 78 m	210 m / 140 m / 75 m	118 m / 67 m / 37 m	
BEAM COLORS	White	White	White	White	
OVERALL SIZE	10.2 in. / 25.9 cm	7.9 in. / 20 cm	5.75 in. / 14.6 cm	5.0 in. / 12.7 cm	
WEIGHT (INCL BATT)	21.2 oz. / 602 g	12 oz. / 340 g	6.4 oz. / 181 g	4.1 oz. / 116 g	
PAGE #	40	42	43	43	



	HP314	HP550	HP17	HP14	HP7
CLAMPACK #	–	20153	HP8417CP	HP8414CP	HP8407CP
BOX #	19732	–	–	–	19279
BATTERY TYPE	4 × D	9 × AA	3 × D	4 × AA	4 × AAA
LUMENS HIGH / MED / LOW	1132 / 95	1075 / 53	1005 / 435 / 36	629 / 252 / 52	410 / 215 / 60
RUN TIME HIGH / MED / LOW	4 h 15 min / 192 h	6 h 15 min / 108 h	7 h 30 min / 9 h 30 min / 400 h	1 h 30 min / 15 h / 56 h	2 h / 6 h 30 min / 12 h
BEAM DISTANCE HIGH / MED / LOW	683 m / 185 m	351 m / 77 m	468 m / 316 m / 90 m	248 m / 148 m / 67 m	229 m / 166 m / 88 m
BEAM COLORS	White	White	White	White	White
OVERALL SIZE	17.12 in. / 43.5 cm	9.5 in. / 24.1 cm	13.1 in. / 33.3 cm	8.4 in. / 21.3 cm	5.6 in. / 14.2 cm
WEIGHT (INCL BATT)	49.6 oz. / 1406 g	21.0 oz. / 590 g	30.4 oz. / 861 g	14.2 oz. / 402 g	7.2 oz. / 204 g
PAGE #	46	48	48	50	51



	HP4	HP3	HP2	HX5	HX4
CLAMPACK #	HP8404CP	19534	19532	20769	21019
BOX #	Black: 19276 Red: 21509 Green: 21511 Blue: 21510 Orange: 21512	19535	19533	20770	21077
BATTERY TYPE	2 × AAA	2 × AAA	1 × AAA	1 × AA	2 × AAA
LUMENS HIGH / MED / LOW	100	105 / 5	85	130 (Alkaline) 125 (NiMH) 345 (Li Ion)	80
RUN TIME HIGH / MED / LOW	3 h 30 min	2 h 15 min / 3 h 30 min	2 h 45 min	3 h 45 min (Alkaline) 1 h 15 min (NiMH) 45 min (Li Ion)	3 h 45 min
BEAM DISTANCE HIGH / MED / LOW	55 m	62 m / 13 m	54 m	79 m (Alkaline) 77 m (NiMH) 130 m (Li Ion)	13 m
BEAM COLORS	White	White	White	White	White / Red
OVERALL SIZE	5.5 in. / 14.1 cm	5.75 in. / 14.6 cm	4.0 in. / 10.2 cm	4.0 in. / 10.2 cm	3.0 in. / 7.6 cm
WEIGHT (INCL BATT)	2.2 oz. / 62 g	2.0 oz. / 57 g	1.4 oz. / 40 g	2.5 oz. / 71 g	1.8 oz. / 51 g
PAGE #	51	52	52	52	53



	HX3	PX100	PX32	PX25	PX20
CLAMPACK #	21069	21134	–	TT7736CP	19286
BOX #	21078	–	Vending	19270	19271
BATTERY TYPE	2 × AAA	1 × AA	2 × AA	3 × AAA	3 × AAA
LUMENS	80	–	120	275	315
HIGH / MED / LOW					
RUN TIME	3 h 45 min	–	8 h 30 min	1 h 30 min	1 h 15 min
HIGH / MED / LOW					
BEAM DISTANCE	13 m	–	78 m	127 m	142 m
HIGH / MED / LOW					
BEAM COLORS	White / UV	UV (400nm wave length)	White	White	White / Red
OVERALL SIZE	3.0 in. / 7.6 cm	4.2 in. / 10.7 cm	6.5 in. / 16.5 cm	4.7 in. / 11.9 cm	4.625 in. / 11.8 cm
WEIGHT (INCL BATT)	1.8 oz. / 51 g	2.3 oz. / 65 g	5.6 oz. / 159 g	4.2 oz. / 119 g	3.5 oz. / 98 g
PAGE #	53	54	54	55	55



	PX1	TX40	TX10	G50	G45
CLAMPACK #	20864	TT7736TSCP	TT77364CP	TT8607CP	TT7345SCP
BOX #	20865	–	–	–	–
BATTERY TYPE	3 × AAA	3 × AAA	3 × AAA	3 × AAA	3 × AAA
LUMENS	315 / 25	235	80	355	385
HIGH / MED / LOW					
RUN TIME	2 h 15 min / 41 h	1 h 45 min	9 h 45 min	1 h 30 min	1 h
HIGH / MED / LOW					
BEAM DISTANCE	131 m / 37 m	163 m	33 m	189 m	168 m
HIGH / MED / LOW					
BEAM COLORS	White	White	White / Red / Green / Blue	White	White
OVERALL SIZE	4.5 in. / 11.4 cm	5.9 in. / 15.0 cm	4.0 in. / 10.1 cm	4.8 in. / 12.2 cm	4.6 in. / 11.7 cm
WEIGHT (INCL BATT)	4.6 oz. / 130 g	5.4 oz. / 153 g	3.0 oz. / 85 g	5.8 oz. / 164 g	3.6 oz. / 102 g
PAGE #	55	56	56	58	58



	G32	G26	G20	G19	G15
CLAMPACK #	20484	Black: 19680 Silver: 19807	TT7817CP	19384	TT75331CP
BOX #	–	–	Black: 19304 Red: 21505 Green: 21507 Blue: 21506 Orange: 21508	19490	–
BATTERY TYPE	2 × AA	2 × AA	2 × AAA	1 × AAA	1 × AAA
LUMENS HIGH / MED / LOW	355 / 110	120	–	–	–
RUN TIME HIGH / MED / LOW	47 min / 4 h 15 min	3 h 15 min	10 h	2 h 30 min	2 h 30 min
BEAM DISTANCE HIGH / MED / LOW	132 / 73 m	32 m	22 m	20 m	20 m
BEAM COLORS	White	White	White	White	White
OVERALL SIZE	6.4 in. / 16.3 cm	6.1 in. / 15.4 cm	5.7 in. / 14.4 cm	4.0 in. / 10.2 cm	4.0 in. / 10.2 cm
WEIGHT (INCL BATT)	5.6 oz. / 159 g	3.6 oz. / 102 g	2.4 oz. / 68 g	1.5 oz. / 42 g	1.9 oz. / 54 g
PAGE #	59	59	60	60	61



	G10	G9	G6	G5	A15
CLAMPACK #	Black: TT7830CP Silver: TT7831CP	21500	20465	Black: 19781 Silver: TT7839CP	–
BOX #	–	–	–	–	19266
BATTERY TYPE	1 × AAA	1 × AAA	1 × AAA	4 × AG5	3 × AAA
LUMENS HIGH / MED / LOW	–	–	–	18	330 / 49
RUN TIME HIGH / MED / LOW	2 h 30 min	2 h 30 min	2 h 45 min	45 min	2 h 45 min / 21 h
BEAM DISTANCE HIGH / MED / LOW	20 m	22 m	19 m	23 m	131 m / 50 m
BEAM COLORS	White	White	White	White	White
OVERALL SIZE	4.0 in. / 10.2 cm	4.1 in. / 10.4 cm	3.4 in. / 8.6 cm	2.5 in. / 6.2 cm	3.9 in. / 9.9 cm
WEIGHT (INCL BATT)	1.45 oz. / 41 g	2.0 oz. / 57 g	1.1 oz. / 32 g	0.4 oz. / 11.3 g	5.0 oz. / 142 g
PAGE #	61	62	62	62	63



	FL85R	FL75R	FL60R	HL8R	HL7R
CLAMPACK #	–	Black/Red: 20719 Green/Gray: 21103 Blue/Gray: 21102 FDE/Gray: 21025	–	–	TT7498CP
BOX #	Black/Red: 20755	Black/Red: 21531 Red/Gray: 20618 Green/Gray: 20619 Blue/Gray: 20617 Orange/Gray: 20620	Black/Red: 20756 Red/Gray: 20925 Green/Gray: 20927 Blue/Gray: 20926 Orange/Gray: 20928	21343	19274
BATTERY TYPES	Lithium Ion / 3 × AAA	Lithium Ion / 3 × AAA	Lithium Ion / 3 × AAA	Lithium Ion / 4 × AA	3 × Ni-MH Rechargeable
LUMENS Rechargeable HIGH / MED / LOW	700 / 350 / 90	530 / 260 / 65	450 / 200 / 55	800 / 245 / 50	240 / 4
LUMENS Alkaline HIGH / MED / LOW	610 / 330 / 90	480 / 245 / 65	400 / 200 / 55	750 / 245 / 50	–
RUN TIME Rechargeable HIGH / MED / LOW	1 h 45 min / 4 h / 8 h 30 min	2 h 15 min / 5 h 15 min / 11 h	2 h 15 min / 4 h 15 min / 10 h	4 h 15 min / 12 h / 62 h	1 h 30 min / 40 h
RUN TIME Alkaline HIGH / MED / LOW	2 h 30 min / 5 h 30 min / 17 h	3 h 15 min / 7 h 30 min / 23 h	2 h 45 min / 6 h 45 min / 18 h	1 h 15 min / 4 h / 47 h	–
BEAM DISTANCE Rechargeable HIGH / MED / LOW	200 m / 140 m / 70 m	156 m / 107 m / 54 m	33 m / 23 m / 12 m	214 m / 119 m / 55m	104 m / 13 m
BEAM DISTANCE Alkaline HIGH / MED / LOW	190 m / 140 m / 70 m	145 m / 106 m / 54 m	33 m / 23 m / 12 m	207 m / 119 m / 55 m	–
BEAM COLORS	White / Red	White / Red	White	White	White
WEIGHT (INCL BATT)	4.5 oz. / 128 g	3.7 oz. / 105 g	3.3 oz. / 94 g	12.3 oz. / 349 g	4.4 oz. / 125 g
PAGE #	71	71	72	73	74



	FL85	FL80	FL75	FL70	FL68
CLAMPACK #	Black/Red: 21328 FDE/Gray: 21104	21294	Black/Red: 21326 Blue/Gray: 21100 Orange/Gray: 21101 Black/Red w/mount kit: 20948	21324	21020
BOX #	Black/Red: 21329	21447	Black/Red: 21327 Red/Gray: 20614 Green/Gray: 20615 Blue/Gray: 20613 Orange/Gray: 20616	–	–
BATTERY TYPES	3 × AAA	3 × AAA	3 × AAA	3 × AAA	3 × AAA
LUMENS HIGH / MED / LOW	615 / 330 / 96	615 / 330 / 96	435 / 255 / 66	435 / 255 / 66	400 / 205 / 55
RUN TIME HIGH / MED / LOW	2 h 15 min / 3 h 45 min / 13 h	2 h 15 min / 3 h 45 min / 13 h	2 h 30 min / 3 h / 17 h	2 h 30 min / 3 h / 16 h	2 h 45 min / 3 h 30 min / 19 h
BEAM DISTANCE HIGH / MED / LOW	183 m / 139 m / 77 m	183 m / 139 m / 77 m	143 m / 108 m / 56 m	143 m / 108 m / 56 m	32 m / 23 m / 12 m
BEAM COLORS	White / Red	White	White / Red	White	White / Red / Green
OVERALL SIZE	–	–	–	–	–
WEIGHT (INCL BATT)	4.5 oz. / 128 g	4.5 oz. / 128 g	3.7 oz. / 105 g	3.6 oz. / 102 g	3.3 oz. / 94 g
PAGE #	78	78	79	79	80



	FL65	FL60	FL44	FL30	FL19
CLAMPACK #	20485	21322	21426	21320	21586
BOX #	–	–	–	–	–
BATTERY TYPE	3 × AAA	3 × AAA	3 × AAA	3 × AAA	3 × AAA
LUMENS HIGH / MED / LOW	400 / 205 / 55	400 / 205 / 55	250 / 150 / 34	240 / 32	330 / 45
RUN TIME HIGH / MED / LOW	2 h 45 min / 3 h 30 min / 19 h	2 h 45 min / 3 h 30 min / 19 h	3 h 45 min / 4 h 15 min / 28 h	4 h 30 min / 30 h	3 h 15 min / 17 h
BEAM DISTANCE HIGH / MED / LOW	32 m / 23 m / 12 m	32 m / 23 m / 12 m	49 m / 38 m / 18 m	44 m / 16 m	38 m / 15 m
BEAM COLORS	White / Red	White	White / Red	White	White / Red
OVERALL SIZE	–	–	–	–	–
WEIGHT (INCL BATT)	3.3 oz. / 94 g	3.3 oz. / 94 g	3.0 oz. / 85 g	2.9 oz. / 82 g	3.0 oz. / 80 g
PAGE #	80	82	82	83	83



	FL13	FL11			
CLAMPACK #	21597	21424			
BOX #	–	–			
BATTERY TYPE	2 × AAA	2 × AAA			
LUMENS HIGH / MED / LOW	250 / 54	130 / 45			
RUN TIME HIGH / MED / LOW	2 h 30 min / 13 h	4 h 15 min / 12 h			
BEAM DISTANCE HIGH / MED / LOW	21 m / 9 m	27 m / 15 m			
BEAM COLORS	White / Red	White / Red			
OVERALL SIZE	–	–			
WEIGHT (INCL BATT)	2.1 oz. / 60 g	2.3 oz. / 65 g			
PAGE #	86	86			



	HL27	HL8	HL7	HL6	HL45
CLAMPACK #	19722	19336	19284	TT7468CP	21115
BOX #	19721	19649	19273	19268	–
BATTERY TYPE	3 × AA	4 × AA	3 × AAA	3 × AAA	3 × AAA
LUMENS HIGH / MED / LOW	360 / 3	615 / 210 / 46	305 / 5	300 / 5	400 / 130
RUN TIME HIGH / MED / LOW	9 h 15 min / 84 h	1 h 45 min / 6 h / 64 h	2 h 15 min / 85 h	2 h 30 min / 85 h	3 h 30 min / 13 h
BEAM DISTANCE HIGH / MED / LOW	132 m / 12 m	196 m / 116 m / 53 m	127 m / 16 m	27 m / 4 m	28 m / 16 m
BEAM COLORS	White	White	White	White	White / Red
OVERALL SIZE	–	–	–	–	–
WEIGHT (INCL BATT)	6.9 oz. / 196 g	12.8 oz. / 363 g	4.4 oz. / 125 g	4.2 oz. / 119 g	4.4 oz. / 125 g
PAGE #	87	87	89	89	90



	HL40	HL5	HL4	HL3	
CLAMPACK #	21114	TT7041CP	19291	TT7454CP	
BOX #	–	19351	–	–	
BATTERY TYPE	3 × AAA	3 × AAA	3 × AAA	3 × AAA	
LUMENS HIGH / MED / LOW	300 / 100	175	145	100	
RUN TIME HIGH / MED / LOW	3 h 30 min / 14 h	3 h 15 min	4 h	5 h	
BEAM DISTANCE HIGH / MED / LOW	30 m / 17 m	56 m	50 m	39 m	
BEAM COLORS	White	White	White / Red	White	
OVERALL SIZE	–	–	–	–	
WEIGHT (INCL BATT)	4.4 oz. / 125 g	4.4 oz. / 125 g	4.4 oz. / 125 g	4.4 oz. / 125 g	
PAGE #	91	91	92	92	



	PM500R	EAL20	EAL17	EAL15	EAL12
CLAMPACK #	–	–	–	C7050CP	–
BOX #	21074	CE7124HGB	20324	–	20325
BATTERY TYPES	1 × Lithium Polymer / 3 × AA	4 × D	4 × D	4 × C	4 × AA
LUMENS Rechargeable HIGH / MED / LOW	700 / 200 AC Power: 570	–	–	–	–
LUMENS Alkaline HIGH / MED / LOW	600 / 170	–	–	–	–
RUN TIME Rechargeable HIGH / MED / LOW	2 h 15 min / 5 h 15 min	–	–	–	–
RUN TIME Alkaline HIGH / MED / LOW	2 h 45 min / 17 h	Up to 80 h	Up to 50 h	Up to 50 h	Up to 38 h
BEAM DISTANCE Rechargeable HIGH / MED / LOW	205 m / 111 m AC Power: 215 m / 113 m	–	–	–	–
BEAM DISTANCE Alkaline HIGH / MED / LOW	189 m / 100 m	–	–	–	–
BEAM COLORS	White	White / Red	White / Red	White / Red	White / Red
OVERALL SIZE (HEIGHT)	3.3 in. / 8.4 cm	8.25 in. / 21.0 cm	9.9 in. / 25.2 cm	7.5 in. / 19.0 cm	6.125 in. / 15.6 cm
WEIGHT (INCL BATT)	11.1 oz. / 314 g	36.5 oz. / 1.03 kg	45.4 oz. / 1.29 kg	22.0 oz. / 624 g	11.0 oz. / 312 g
PAGE #	95	98	98	99	99



	RX395	RX350	RX300	TX399	TX395
CLAMPACK #	20921	20822	20857	20825	20845
BOX #	–	20823	20858	20826	20846
BLADE LENGTH	3.75 in. / 9.5 cm	3.625 in. / 9.2 cm	3.0 in. / 7.6 cm	3.9 in. / 9.9 cm	3.9 in. / 9.9 cm
OVERALL LENGTH	9.2 in. / 23.4 cm	8.5 in. / 21.6 cm	7.125 in. / 18.1 cm	9.0 in. / 22.9 cm	8.9 in. / 22.6 cm
WEIGHT	6.3 oz. / 179 g	5.4 oz. / 153 g	4.8 oz. / 136 g	3.7 oz. / 105 g	7.7 oz. / 218 g
LOCK SYSTEM	MAX-LOCK	MAX-LOCK	MAX-LOCK	DOUBLE LOCK	DOUBLE LOCK
BLADE MATERIAL	7Cr17	7Cr17	7Cr17	9Cr18Mov	9Cr18Mov
HANDLE MATERIAL	Nylon	Nylon	Nylon	Nylon	Nylon
PAGE #	105	105	105	106	106



	DX625	DX375	DX356	DX344	DX340
CLAMPACK #	21626	21631	19918	21068	C19CP
BOX #	–	–	19919	–	C19
BLADE LENGTH	3.625 in. / 9.2 cm	3.5 in. / 8.9 cm	3.5 in. / 8.9 cm	3.5 in. / 8.9 cm	3.5 in. / 8.9 cm
OVERALL LENGTH	8.5 in. / 21.6 cm	8.125 in. / 20.6 cm	8.125 in. / 20.6 cm	8.4 in. / 21.3 cm	8.3 in. / 21.1 cm
WEIGHT	4.7 oz. / 133 g	5.3 oz. / 150 g	5.4 oz. / 153 g	4.7 oz. / 133 g	3.9 oz. / 110 g
LOCK SYSTEM	DOUBLE-LOCK	DOUBLE LOCK	DOUBLE LOCK	DOUBLE LOCK	DOUBLE LOCK
BLADE MATERIAL	3Cr13	7Cr17Mov	9Cr18Mov	3Cr13	7Cr17
HANDLE MATERIAL	Nylon	Aluminum/Wood	G10	Nylon	Nylon
PAGE #	107	107	107	108	108



	DX338	DX330	DX318	DX312	DX311
CLAMPACK #	20808	19307	21484	19555	CG006CP
BOX #	20809	–	–	19556	–
BLADE LENGTH	3.5 in. / 8.9 cm	3.25 in. / 8.3 cm	3.75 in. / 9.5 cm	3.35 in. / 8.5 cm	3.35 in. / 8.5 cm
OVERALL LENGTH	8.3 in. / 21.1 cm	8.1 in. / 20.6 cm	8.7 in. / 22.0 cm	7.75 in. / 19.7 cm	7.75 in. / 19.7 cm
WEIGHT	3.7 oz. / 104 g	4.2 oz. / 119 g	4.7 oz. / 133 g	3.6 oz. / 102 g	3.2 oz. / 90 g
LOCK SYSTEM	DOUBLE LOCK	DOUBLE LOCK	DOUBLE LOCK	DOUBLE LOCK	DOUBLE LOCK
BLADE MATERIAL	7Cr17	7Cr17	7Cr17	7Cr17	7Cr17
HANDLE MATERIAL	Nylon	Nylon	Rubberized	Laminated wood	Nylon
PAGE #	108	109	109	109	109



	DX300	DX211	DX199	DX190	MX200
CLAMPACK #	21627	21351	21191	20464	21630
BOX #	–	–	–	–	–
BLADE LENGTH	3.0 in. / 7.6 cm	1.2 in. / 3.1 cm	1.2 in. / 3.1 cm	1.2 in. / 3.1 cm	1.2 in. / 3.1 cm
OVERALL LENGTH	7.9 in. / 20.0 cm	7.4 in. / 18.8 cm	7.2 in. / 18.3 cm	7.0 in. / 17.8 cm	6.3 in. / 16.0 cm
WEIGHT	5.2 oz. / 147 g	5.8 oz. / 164 g	5.8 oz. / 164 g	6.0 oz. / 170 g	4.9 oz. / 139 g
LOCK SYSTEM	DOUBLE LOCK	DOUBLE LOCK	DOUBLE LOCK	DOUBLE LOCK	MAX-LOCK
BLADE MATERIAL	7Cr17	–	–	–	–
HANDLE MATERIAL	Nylon	Nylon	Nylon	Nylon	Nylon
PAGE #	110	110	111	111	111



	FDX302	FDX300	FX412	FX350	FX226
CLAMPACK #	21432	21483	19689	19792	–
BOX #	–	–	19690	19793	21485
BLADE LENGTH	3.0 in. / 7.6 cm	3.0 in. / 7.6 cm	4.0 in. / 10.2 cm	3.5 in. / 8.9 cm	2.125 in. / 5.4 cm
OVERALL LENGTH	7.5 in. / 19.0 cm	7.5 in. / 19.0 cm	8.75 in. / 22.2 cm	8.0 in. / 20.3 cm	5.375 in. / 13.7 cm
WEIGHT	4.0 oz. / 116 g	4.0 oz. / 116 g	6.1 oz. / 173 g	5.1 oz. / 144 g	1.8 oz. / 53 g
LOCK SYSTEM	DOUBLE LOCK	DOUBLE LOCK	FRAME-LOCK	FRAME-LOCK	FRAME-LOCK
BLADE MATERIAL	7Cr17	7Cr17	7Cr17	9Cr18Mov	3Cr13
HANDLE MATERIAL	Stainless	Stainless	Wood	G10	Stainless
PAGE #	112	112	112	112	113




	FX200	FX175	LX320	LX315	LX242
CLAMPACK #	20690	19787	CG004PLCP	19687	21632
BOX #	—	—	—	—	—
BLADE LENGTH	2.0 in. / 5.1 cm	2.0 in. / 5.1 cm	3.0 in. / 7.6 cm	3.25 in. / 8.3 cm	2.6 in. / 6.6 cm
OVERALL LENGTH	5.4 in. / 13.7 cm	5.0 in. / 12.7 cm	7.0 in. / 17.8 cm	7.3 in. / 18.5 cm	6.3 in. / 16.0 cm
WEIGHT	1.4 oz. / 40 g	1.2 oz. / 34 g	2.6 oz. / 73 g	2.2 oz. / 62 g	1.7 oz. / 48 g
LOCK SYSTEM	FRAME-LOCK	FRAME-LOCK	LINER-LOCK	LINER-LOCK	LINER-LOCK
BLADE MATERIAL	3Cr13	4Cr14	7Cr17	7Cr17	3Cr13
HANDLE MATERIAL	Nylon	Nylon	Nylon	Nylon	Aluminum
PAGE #	113	113	114	114	114



	LX237	BX315	BX312	BX300	BX213
CLAMPACK #	19961	20345	19491	20342	19958
BOX #	—	20346	—	20344	—
BLADE LENGTH	2.7 in. / 6.9 cm	3.75 in. / 9.5 cm	3.25 in. / 8.2 cm	3.0 in. / 7.6 cm	2.5 in. / 6.4 cm
OVERALL LENGTH	6.25 in. / 15.9 cm	8.6 in. / 21.8 cm	7.9 in. / 20.0 cm	7.1 in. / 18 cm	6.0 in. / 15.2 cm
WEIGHT	1.7 oz. / 48 g	3.6 oz. / 102 g	4.4 oz. / 124 g	1.6 oz. / 45 g	1.3 oz. / 36 g
LOCK SYSTEM	LINER-LOCK	LOCKBACK	LOCKBACK	LOCKBACK	LOCKBACK
BLADE MATERIAL	3Cr13	9Cr18Mov	7Cr17Mov	9Cr18Mov	3Cr13
HANDLE MATERIAL	Nylon	Rubberized	Nylon	Rubberized	Nylon
PAGE #	114	115	115	115	115



	F402	F1400	
CLAMPACK #	21628	21629	
BOX #	–	–	
BLADE LENGTH	4.0 in. / 10.2 cm	14.0 in. / 35.5 cm	
OVERALL LENGTH	9.0 in. / 22.9 cm	19.25 in. / 49.0 cm	
WEIGHT	7.3 oz. / 207 g	17.6 oz. / 499 g	
LOCK SYSTEM	–	–	
BLADE MATERIAL	9Cr18Mov	3Cr13	
HANDLE MATERIAL	Nylon	Nylon	
PAGE #	116	117	



	SP600	SP425	SP200	SP150	SP100
CLAMPACK #	21011	20723	21010	21088	21009
BOX #	–	–	–	–	–
SHARPENER LENGTH	6.0 in. / 15.2 cm	4.0 in. / 10.2 cm	–	–	–
OVERALL LENGTH	–	9.0 in. / 22.9 cm	7.5 in. / 19.1 cm	8.0 in. / 20.3 cm	3.75 in. / 9.5 cm
WEIGHT	11.3 oz. / 320 g	2.1 oz. / 59.5 g	1.5 oz. / 42.0 g	1.7 oz. / 48 g	0.6 oz. / 16 g
DIAMOND SURFACES	Coarse & Fine	400# & 600#	Medium	Medium	Medium
HANDLE MATERIAL	–	Nylon	Aluminum	Aluminum	Aluminum
PAGE #	118	119	119	119	119



	LED155	LED150	LED145	LED140	
CLAMPACK #	C5899BCP	C5899CP	C5799BCP	C5799CP	
BOX #	C5899B	C5899	C5799B	C5799	
BATTERY TYPE	2 × CR1616	2 × CR1616	2 × CR1220	2 × CR1220	
BLADE LENGTH	3.0 in. / 7.6 cm	3.0 in. / 7.6 cm	1.75 in. / 4.4 cm	1.75 in. / 4.4 cm	
OVERALL LENGTH	4.0 in. / 10.2 cm (closed)	4.0 in. / 10.2 cm (closed)	3.9 in. / 9.9 cm (closed)	3.9 in. / 9.9 cm (closed)	
WEIGHT	9.8 oz. / 278 g	9.8 oz. / 278 g	10.1 oz. / 286 g	10.1 oz. / 286 g	
LOCK SYSTEM	LINER-LOCK	LINER-LOCK	–	–	
BLADE MATERIAL	3Cr13	3Cr13	3Cr13	3Cr13	
HANDLE MATERIAL	Stainless	Stainless	Stainless	Stainless	
PAGE #	122	122	123	123	



	LED135	LED130			
CLAMPACK #	C2899BCP	C2899CP			
BOX #	C2899B	C2899			
BATTERY TYPE	2 × CR927	2 × CR927			
BLADE LENGTH	2.0 in. / 5.1 cm	2.0 in. / 5.1 cm			
OVERALL LENGTH	3.0 in. / 7.6 cm (closed)	3.0 in. / 7.6 cm (closed)			
WEIGHT	4.3 oz. / 122 g	4.3 oz. / 122 g			
LOCK SYSTEM	–	–			
BLADE MATERIAL	3Cr13	3Cr13			
HANDLE MATERIAL	Stainless	Stainless			
PAGE #	124	124			



Learn more about work lights on our website.