




**ECCO®**



# 2016 PRODUCT GUIDE



what's new?



Welcome to the ECCO 2016 Product Guide. Within this catalog you will find our full line of products displayed in what we hope you will find an easy-to-reference format. Of special significance in this guide is the huge selection of exciting new products available this year.

**Directional LEDs**

- PG 7 ED3701
- ED3702
- PG 8 ED3712
- PG 12 3703/04/05

**Beacons**

- PG 21 EB7180
- EB7185

**Minibars**

- PG 35 5597
- PG 37 5587

**Lightbars**

- PG 44 14 Series
- PG 50 21 Series
- PG 52 27 Series

what's new?



**Safety Director™**

**PG 65** ED3307  
**PG 66** 37038AS  
  
37048AS

**Worklamps**

**PG 71** EW2461-CAMO  
  
EW2461CA/CR  
**PG 73** EW2480/81  
EW2490/91  
**PG 74** EW2019  
**PG 80** EW2010R

**Interior Lighting**

**PG 97** EW0100 Series  
**PG 98** EW0200 Series  
**PG 99** EW0300 Series  
**PG 100** EW0400 Series  
**PG 101** EW0500 Series  
**PG 102** EW0600 Series  
**PG 103** EW0700 Series

**Back-Up Alarms**

**PG 109** EA9070  
  
EA9724  
EA9780

**Camera Systems**

**PG 120** EC7000-QK  
**PG 126** EC2020-C  
  
EC2021-C  
EC2022-C  
EC2023-C  
EC2024-C



# contents guide



**What's New?**  
pages 2-3



**Directional LEDs**  
pages 6-17



**Remote Strobes**  
page 18-19



**Beacons**  
pages 20-31



**Minibars**  
pages 32-41



**Lightbars**  
pages 42-59



**Safety Director™**  
pages 62-66



**Worklamps**  
pages 68-87



**Utility Bars**  
pages 88-95



**Interior Lighting**  
pages 96-103



**Alarms & Audible Signal Devices**  
pages 104-115



**Camera Systems**  
pages 116-127



**Camera Accessories**  
pages 128-129



**Domes & Lenses**  
pages 130-131



**Light Source Components**  
pages 132-133



**Switches & Controls**  
page 134



**Lightbar Mounting Kits**  
page 135



**Mounting Hardware**  
pages 136-137



**Cables & Connectors**  
page 138



**Guards & Covers**  
page 138



**Dome Screws & Clips**  
page 138



**Countertop Displays**  
page 139



**Gondola Display Kits**  
page 140



**Power Supplies**  
page 139



**Advertising Materials**  
page 141



**The Dirt Magazine**  
pages 60-61



**Model Trucks**  
page 67



**Mobile App**  
page 104



**Part Number Index**  
pages 142-143













**Notes**  
page 144



# symbol guide & certifications

## Symbol Guide

<b>#</b> Part Number	<b>C</b> Color	<b>V</b> Volts	<b>A</b> Amps	<b>T</b> Type	<b>J</b> Joules	<b>L</b> Lumens	<b>W</b> Watts	<b>dB(A)</b> Decibels	<b>F</b> Flashes per minute
 Approvals	 Warranty	 Mounting	 Beam Pattern	 Monitor	 Camera	 Cable	 Control Box	 Proximity Sensors	 Buzzer

## Certifications & Standards

### Lighting

**SAE Class (I, II & III)** Indicates compliance with the relevant section of the Society of Automotive Engineers' general requirements for warning lights. Specific class ratings indicate the intensity of light produced, Class I being most powerful.

**California Title 13** Indicates compliance with California vehicle code requirements.

**R65** Indicates compliance with European regulations specifically related to vehicle warning lights.

### Alarms


**SAE Type A, B, C, D, E & F** Indicates compliance with the relevant section of the Society of Automotive Engineers general requirements for back-up alarms and other audible warning devices. Specific type indicates the dB(A) of the alarm.

### General

**CE** Indicates compliance with general mandatory European product safety regulations (electromagnetic compatibility).

**e / R10** Indicates compliance with mandatory European product safety regulations specifically related to electrical products for on-road vehicles (electromagnetic compatibility).

**IP** Indicates level of environmental protection provided by a product enclosure as defined by the European Committee for Electro Technical Standardization. Ingress Protection (IP) ratings are stated as two numbers, the first number relates to protection from solid materials (1-6), and the second number to protection from liquids (1-8). The higher the number, the greater the protection.

**UL / ** Indicates compliance with a relevant electrical product safety standard as defined by Underwriters Laboratories (UL). UL recognized products are suitable for use on electrically powered vehicles that are themselves covered by a UL standard (i.e. forklifts).

**AMECA** Indicates 3<sup>rd</sup> party, independent verification of SAE compliance by the Automotive Manufacturers Equipment Compliance Agency.



## Wafer Thin Warning

Solid, split, or dual-colors, excellent off-axis light output, multiple flash patterns, synchronization capability, and certification to all the world's major lighting standards. These cutting edge LEDs are big on features but not on size.





# directional LED

## ED3701

SAE Class I  
Solid- or Split-Color Surface Mount

- # ED3701A
- C Amber
- V 12-24
- A 0.8
- X 2 Bolt
- ⊗ SAE J595 Class I
- California Title 13, R65, R10
- Ⓢ 3 Year

### DIMENSIONS

1.2 [32] H x 4.7 [120] W x 0.5 [13] D

### AVAILABLE COLORS

Amber, Blue, Clear, Green, Red, Amber/Blue, Amber/Clear, Amber/Green, Amber/Red, Blue/Clear, Red/Blue & Red/Clear



Ultra low-profile surface mount

Excellent off-axis light output

Six high-intensity LEDs, solid- or split-color options

13 flash patterns

Synchronization capable

## ED3702

SAE Class I  
Dual-Color Surface Mount

- # ED3702AC
- C Amber/Clear
- V 12-24
- A 0.6
- X 2 Bolt
- ⊗ SAE J595 Class I
- California Title 13, R65, R10
- Ⓢ 3 Year

### DIMENSIONS

1.2 [32] H x 4.7 [120] W x 0.5 [13] D

### AVAILABLE COLORS

Amber/Blue, Amber/Clear, Amber/Green, Amber/Red, Blue/Clear, Red/Blue & Red/Clear



Dual-color warning

Ultra low-profile surface mount

Excellent off-axis light output

12 high-intensity LEDs, six of each color

12 flash patterns

Synchronization capable





Solid- or split-color options

Four mounting options included

Six high-intensity LEDs

13 flash patterns

Synchronization capable

## ED3706

SAE Class I

Solid- or Split-Color Multi-Mount

### # ED3706A

- C** Amber
- V** 12-24
- A** 0.9
- X** Multi-Mount (surface, tilt bracket, self-adhesive, edge)
- ☑** SAE J595 Class I, California Title 13, R65, R10, IP67
- 🕒** 3 Year

### DIMENSIONS

1.2 [32] H x 5.2 [132] W x 0.8 [21] D

### AVAILABLE COLORS

Amber, Blue, Clear, Green, Red,  
Amber/Blue, Amber/Clear, Amber/Green, Amber/Red, Red/Blue



Dual-color warning

Four mounting options included

12 high-intensity LEDs, six of each color

12 flash patterns

Synchronization capable

## ED3712

SAE Class I

Dual-Color Multi-Mount

### # ED3712AC

- C** Amber/Clear
- V** 12-24
- A** 0.9
- X** Multi-Mount (surface, tilt bracket, self-adhesive, edge)
- ☑** SAE J595 Class I, California Title 13, R65, R10
- 🕒** 3 Year

### DIMENSIONS

1.2 [32] H x 5.2 [132] W x 0.8 [21] D

### AVAILABLE COLORS

Amber/Blue, Amber/Clear, Amber/Green, Amber/Red,  
Blue/Clear, Red/Blue & Red/Clear







# directional LED

## ED3766

SAE Class I  
Dual-Color Surface Mount

- # ED3766AC
- C Amber / Clear
- V 12-24
- A 0.8
- X 2 Bolt
- ⊗ SAE J595 Class I  
California Title 13, R65, CE, R10, IP67
- 🕒 3 Year

### DIMENSIONS

1.1 [27] H x 6.4 [162] W x 1.5 [38] D

### AVAILABLE COLORS

Amber/Blue, Amber/Clear, Amber/Green,  
Amber/Red & Red/Blue



### MOUNTING

EZ3766L Universal Bracket



Dual-color warning

Separate control of each color

12 high-intensity LEDs, six of each color

12 flash patterns

Synchronization capable



## Two for One

Buy an ED3766 and get two colors in one light! Create an attention-getting, multi-color warning system with half the hassle using our most cost-effective, dual-color LEDs.





Compact high-intensity LED warning signal

16 flash patterns

Synchronization capable

In-line waterproof driver module

## 3510

SAE Class I Surface Mount

- # 3510A
- C Amber
- V 12-24
- A 0.75
- X 2 Bolt
- ⊗ SAE J595 Class I
- ⊕ California Title 13, CE, R10
- Ⓟ 5 Year

### DIMENSIONS

1.5 [37] H x 3.67 [93] W x 0.5 [12] D

### AVAILABLE COLORS

Amber, Blue, Clear, Green & Red



### MOUNTING

A3510L Universal Bracket  
 A3510BZC Chrome Bezel  
 A3510MA Multi-Angle Bracket



Seven flash patterns

Fits standard rear lighting grommet (3861 only)

Synchronization capable

Encapsulated electronics extend product life

## 3811 / 3861

SAE Class I Surface / Grommet Mount



- # 3811A
- C Amber
- V 12-24
- A 0.4
- X 2 Bolt
- ⊗ SAE J595 Class I
- ⊕ CE, R10
- Ⓟ 3 Year



- # 3861A
- C Amber
- V 12-24
- A 0.4
- X Grommet
- ⊗ SAE J595 Class I
- ⊕ CE, R10
- Ⓟ 3 Year

### DIMENSIONS

2.1 [53] H x 5.9 [151] W x 1.2 [30] D

### AVAILABLE COLORS

Amber, Blue, Clear & Red



### MOUNTING

A3860ADPT Grommet Adapter  
 R2160GO Oval Grommet  
 A9895 Oval Grommet Mounting Box



# directional LED

## VigiLED II™ Surface / Bracket Mount

- # ED0001A
- C Amber
- V 12-24
- A 0.7
- X 2 Bolt / Bracket
- ⊗ R65, R10, IP67
- ⌚ 1 Year

### DIMENSIONS

2.9 [74] H x 2.9 [73] W x 1.2 [31] D  
3.4 [86] H x 3.1 [78] W including bracket

### AVAILABLE COLORS

Amber, Blue, Clear, Green & Red



Surface or bracket mount

18 flash patterns

Synchronization capable

Encapsulated electronics extend product life

## ED3022

Surface / Bracket Mount

- # ED3022A
- C Amber
- V 12-24
- A 1.5
- X 2 Bolt / Bracket
- ⊗ SAE J595 Class I, R65, R10
- ⌚ 3 Year

### DIMENSIONS

2.6 [65] H x 3.6 [93] W x 1.4 [35] D  
3.6 [93] H x 3.6 [93] W including bracket

### AVAILABLE COLORS

Amber, Blue, Clear, Green & Red



Surface or bracket mount

12 flash patterns

Aluminum heatsink housing and polycarbonate lens

Supplied with a bezel matching color of illumination

### ACCESSORIES

- ER2020A Amber Bezel
- ER2020B Blue Bezel
- ER2020BLK Black Bezel
- ER2020C Chrome Bezel
- ER2020G Green Bezel
- ER2020R Red Bezel
- ER2020W White Bezel



# directional LED



Three (3703), four (3704) and six (3705) LED models available

Solid- or split-color options (3704 and 3705 only)

11 flash patterns (3703 only)

21 flash patterns (3704 and 3705 only)

Synchronization capable

Black bezel included

#### MOUNTING

- EZ3703RUBZ Rubber Grommet, Black
- EZ3704RUBZ Rubber Grommet, Black
- EZ3705RUBZ Rubber Grommet, Black
- EZ3703BLBZ Black Bezel
- EZ3704BLBZ Black Bezel
- EZ3705BLBZ Black Bezel
- EZ3703CHMBZ Chrome Bezel
- EZ3704CHMBZ Chrome Bezel
- EZ3705CHMBZ Chrome Bezel
- EZ3703LICB License Plate Bracket
- EZ3703LBRKT 90° Bracket
- EZ3704LBRKT 90° Bracket
- EZ3705LBRKT 90° Bracket
- EZ3703GBKT Grille Bracket
- EZ3704GBKT Grille Bracket
- EZ3705GBKT Grille Bracket

## 3703 / 3704 / 3705

SAE Class I Surface Mount



- # 3703A
- C Amber
- V 12-24
- A 0.5
- X 2 Bolt
- ⊕ SAE J595 Class I, R10
- Ⓜ 3 Year



- # 3704A
- C Amber
- V 12-24
- A 0.7
- X 2 Bolt
- ⊕ SAE J595 Class I, R10
- Ⓜ 3 Year



- # 3705A
- C Amber
- V 12-24
- A 0.9
- X 2 Bolt
- ⊕ SAE J595 Class I
- Ⓜ 3 Year

#### DIMENSIONS

- 3703: 1.3 [33] H x 3.5 [89] W x 1 [25] D
- 3704: 1.3 [33] H x 4.5 [115] W x 1 [25] D
- 3705: 1.3 [33] H x 6.2 [157] W x 1 [25] D

#### AVAILABLE COLORS

Amber, Blue, Clear, Green & Red





# directional LED

## 3715

SAE Class I Surface Mount

- # 3715A
- C Amber
- V 12
- A 0.3
- X 2 Bolt
- Ⓢ SAE J595 Class I
- Ⓢ CE, R10, IP67
- 🕒 5 Year

### DIMENSIONS

1.5 [38] H x 5.1 [130] W x 1.5 [38] D

### AVAILABLE COLORS

Amber, Blue, Clear, Green & Red



Nine flash patterns

Synchronization capable

Encapsulated electronics extend product life

## 3730 / 3735

SAE Class II Surface Mount

- |                     |               |
|---------------------|---------------|
| # 3730A             | 3735A         |
| C Amber             | Amber         |
| T Aluminum          | ABS Plastic   |
| V 12-24             | 12            |
| A 0.3               | 0.3           |
| X 2 Bolt            | 2 Bolt        |
| Ⓢ SAE J595 Class II | -             |
| Ⓢ CE, R10, IP67     | CE, R10, IP67 |
| 🕒 5 Year            | 1 Year        |

### DIMENSIONS

1.3 [34] H x 3.7 [94] W x 1.5 [39] D

### AVAILABLE COLORS

Amber, Blue, Clear, Green (3735 only) & Red



3730 = 14 flash patterns

3735 = 11 flash patterns

Synchronization capable (3730 only)

Encapsulated electronics extend product life

### MOUNTING

- A3730BKT Universal Bracket
- A3730TNK Trunk Mount Bracket
- A3730DCK Deck Mount Bracket
- A3730WIN Adhesive Window Bracket
- A3730LIC License Plate Bracket



Extremely thin design

15 flash patterns (3910-3930 only)

16 flash patterns (3931-3932 only)

Fits standard rear-lighting grommet (supplied, 3921 / 3920 only)

Synchronization capable (3931-3932 only)









Optional chrome or black bezel (3930-3932 only)

#### MOUNTING

- A3930BZB Black Bezel (3930 only)
- A3930BZC Chrome Bezel (3930 only)
- A3931BZB Black Bezel (3931 only)
- A3931BZC Chrome Bezel (3931 only)
- A3932BZB Black Bezel (3932 only)
- A3932BZC Chrome Bezel (3932 only)
- R2140GR Round Mounting Grommet (3921 only)
- R2160GO Oval Mounting Grommet (3920 only)
- A9894 Round Grommet Mounting Box (3921 only)
- A9895 Oval Grommet Mounting Box (3920 only)

## 3900 Series

Surface / Grommet Mount

	
# 3930A	# 3910A
C Amber	C Amber
V 12	V 12
A 0.8	A 0.8
X 4 Bolt	X 2 Bolt
Ⓢ 2 Year	Ⓢ 2 Year
	
# 3912A	# 3911A
C Amber	C Amber
V 12	V 12
A 0.8	A 0.8
X 2 Bolt	X 2 Bolt
Ⓢ 2 Year	Ⓢ 2 Year
	
# 3921A	# 3920A
C Amber	C Amber
V 12	V 12
A 0.8	A 0.8
X Round Grommet	X Oval Grommet
Ⓢ 2 Year	Ⓢ 2 Year
	
# 3931A	# 3932A
C Amber	C Amber
V 12	V 12
A 0.5	A 0.5
X 2 Bolt	X 2 Bolt
Ⓢ IP66	Ⓢ IP66
Ⓢ 2 Year	Ⓢ 2 Year

#### DIMENSIONS

- 3910: 3.2 [81] H x 5.0 [128] W x 0.3 [9] D
- 3911: 2.3 [58] H x 6.4 [164] W x 0.3 [9] D
- 3912: 4.3 [110] Diameter x 0.3 [9] D
- 3920: 2.3 [58] H x 6.5 [165] W x 0.8 [19] D
- 3921: 4.3 [110] Diameter x 0.3 [9] D
- 3930: 3.0 [76] H x 4.2 [107] W x 0.3 [9] D
- 3931: 2.0 [50] H x 3.8 [97] W x 0.3 [9] D
- 3932: 1.5 [38] H x 5.1 [129] W x 0.3 [9] D

#### AVAILABLE COLORS

Amber, Blue (3931/32 only), Clear (3931/32 only) & Red





# directional LED

## 3945 / 3965

SAE Class I Grommet Mount



# **3945A**

- C Amber
- V 12-24
- A 0.5
- X Round Grommet
- Ø SAE J595 Class I
- ⌚ 1 Year

# **3965A**

- C Amber
- V 12-24
- A 0.5
- X Oval Grommet
- Ø SAE J595 Class I
- ⌚ 1 Year

**DIMENSIONS**

3945: 5.2 [132] Diameter x 1.3 [32] D  
 3965: 2.2 [56] H x 7.4 [189] W x 1.5 [38] D

**AVAILABLE COLORS**

Amber, Blue, Clear & Red



Eight flash patterns

Fits standard rear-lighting grommet

## 3611 / 3612

SAE Class I  
Grille / Deck / Dash / Window Mount



# **3611A**

- C Amber
- T Single
- V 12-24
- A 0.55
- X 2 Bolt / Suction Cup
- Ø SAE J595 Class I
- California Title 13
- CE, R10
- ⌚ 3 Year

# **3612AA**

- C Amber
- T Twin
- V 12-24
- A 1.0
- X 2 Bolt / Suction Cup
- Ø SAE J595 Class I
- California Title 13
- CE, R10
- ⌚ 3 Year

**DIMENSIONS**

Permanent Mount  
 3611: 2.1 [53] H x 5.2 [131] W x 2.9 [74] D  
 3612: 2.1 [53] H x 9.2 [233] W x 2.9 [74] D  
 Temporary / Window Mount  
 3611: 1.4 [35] H x 6.3 [161] W x 4.4 [112] D  
 3612: 1.4 [35] H x 10.3 [263] W x 4.4 [112] D

**AVAILABLE COLORS**

Amber, Blue, Clear & Red



20 flash patterns

Synchronization capable

Includes temporary and permanent mounting hardware (supplied in temporary configuration, easily converts to permanent mount)

Cigarette plug adapter with on/off and flash pattern switches

Encapsulated electronics extend product life



# directional LED



Quad flash

Three or six LEDs

Single hole installation

Tough polycarbonate base and lens



Self-adhesive peel and stick backing

## Stick-A-LED™

Self-Adhesive Mount



# ED0002A  
 C Amber  
 T 3 LEDs  
 V 12-24  
 A 0.6  
 X Self-Adhesive  
 ✓ CE, R10, IP66  
 ⌚ 1 Year



ED0003A  
 Amber  
 3 LEDs  
 12-24  
 0.6  
 Self-Adhesive  
 CE, R10, IP66



# ED0004A  
 C Amber  
 T 6 LEDs  
 V 12-24  
 A 0.75  
 X Self-Adhesive  
 ✓ CE, R10, IP66  
 ⌚ 1 Year

### DIMENSIONS

ED0002: 1.0 [26] H x 2.4 [60] W x 0.4 [11] D

ED0003: 1.7 [44] H x 1.9 [49] W x 0.4 [11] D

ED0004: 1.6 [41] H x 2.1 [54] W x 0.4 [11] D

### AVAILABLE COLORS

Amber, Blue, Clear & Red



### POP-4

Stick-A-LED™ countertop display  
 (includes product & power supply)













# directional LED



## Hide-A-LED™ Concealed Warning LEDs

- Two, four, or six LED head
- Head / tail light applications
- 9014 = In-headlight or surface mountable
- ED0010/ED0011 = Easily installs in compact and double wall light casings
- 16 flash patterns (see page 114)
- Synchronization capable (see page 113)
- In-line waterproof driver module with 9' cable

				
<b>#</b> ED0010A	<b>#</b> ED0011A	<b>#</b> 9011A	<b>#</b> 9021AA	
<b>C</b> Amber	<b>C</b> Amber	<b>C</b> Amber	<b>C</b> Amber	
<b>T</b> 2 LEDs	<b>T</b> 2 LEDs	<b>T</b> 4 LEDs	<b>T</b> 4 LEDs	
<b>V</b> 3/4" Shaft	<b>V</b> 2" Shaft	<b>V</b> 1 Head	<b>V</b> 2 Heads	
<b>A</b> 12-24	<b>A</b> 12-24	<b>A</b> 12-24	<b>A</b> 12-24	
<b>X</b> 0.5	<b>X</b> 0.5	<b>X</b> 0.35	<b>X</b> 1.0	
<b>⊗</b> Self-Adhesive / 2 Bolt	<b>⊗</b> Self-Adhesive / 2 Bolt	<b>⊗</b> 2 Bolt	<b>⊗</b> 2 Bolt	
<b>⌚</b> CE, R10, IP67	<b>⌚</b> CE, R10, IP67	<b>⌚</b> CE, R10	<b>⌚</b> CE, R10	ED0010 / ED0011 Flange or self-adhesive 1/2" hole mount
<b>⌚</b> 3 Year	<b>⌚</b> 3 Year	<b>⌚</b> 5 Year	<b>⌚</b> 5 Year	
				
<b>#</b> 9031A	<b>#</b> 9022AA	<b>#</b> 9013A	<b>#</b> 9014A	9011 - 9031 Flange or pop-in 1" hole mount
<b>C</b> Amber	<b>C</b> Amber	<b>C</b> Amber	<b>C</b> Amber	
<b>T</b> 4 LEDs	<b>T</b> 4 LEDs	<b>T</b> 6 LEDs	<b>T</b> 6 LEDs	
<b>V</b> 1 Head	<b>V</b> 2 Heads	<b>V</b> 1 Head	<b>V</b> 1 Head	
<b>A</b> 12-24	<b>A</b> 12-24	<b>A</b> 12-24	<b>A</b> 12-24	
<b>X</b> 0.35	<b>X</b> 1.0	<b>X</b> 1.25	<b>X</b> 0.9	
<b>⊗</b> Pop-In	<b>⊗</b> Pop-In	<b>⊗</b> 2 Bolt	<b>⊗</b> 2 Bolt	9014 In-headlight flange 1" hole or surface mount
<b>⌚</b> CE, R10	<b>⌚</b> CE, R10	<b>⌚</b> CE, R10	<b>⌚</b> CE, R10, IP67	
<b>⌚</b> 5 Year	<b>⌚</b> 5 Year	<b>⌚</b> 5 Year	<b>⌚</b> 2 Year	

**AVAILABLE COLORS**  
Amber, Blue, Clear & Red



### DIMENSIONS

ED0010: 1.3 [33] H x 1.0 [25] Diameter  
 ED0011: 2.3 [60] H x 1.0 [25] Diameter  
 9011/9021: 1.1 [27] H x 1.5 [38] Diameter  
 9022/9031: 1.3 [34] x 1.1 [28] Diameter

9013: 1.1 [27] H x 1.5 [38] Diameter  
 9014: 0.9 [22] H x 1.5 [38] Diameter  
 9014 Bezel: 1.65 [42] H x 2.3 [58] Diameter



# remote strobes





- Two or four head systems
- Head / tail light applications
- Pop-in 1" hole mount
- Double or quad flash
- Hi / Lo intensity
- Die-cast aluminum housing

## Hide-Away Systems



#	<b>9460-1</b>	<b>9460-11</b>
C	Clear	Clear
T	4 heads	4 heads
V	12-24	12-24
⊙	4, 15'	2, 15' and 2, 20'
⌚	2 Year, 6 month tube	2 Year, 6 month tube
#	<b>9460-18</b>	<b>9460-14</b>
C	Clear	Clear
T	4 heads	4 heads
V	12-24	12-24
⊙	2, 15' and 2, 35'	2, 20' and 2, 25'
⌚	2 Year, 6 month tube	2 Year, 6 month tube
#	<b>9460-19</b>	<b>9460-15</b>
C	Clear	Amber
T	4 heads	4 heads
V	12-24	12-24
⊙	4, 25'	4, 15'
⌚	2 Year, 6 month tube	2 Year, 6 month tube
#	<b>9460-16</b>	
C	Amber	
T	4 heads	
V	12-24	
⊙	2, 15' and 2, 35'	
⌚	2 Year, 6 month tube	

### POWER SUPPLIES



#	<b>9230</b>	<b>9460</b>
T	2 heads	4 heads
V	12-24	12-24
W	30	60
F	70 FPMx2, 65 FPMx4	70 FPMx2, 60 FPMx4
⊙	CE, R10	CE, R10
⌚	2 Year	2 Year

### DIMENSIONS

9230: 1.7 [44] H x 6.4 [161] W x 3.7 [93] D  
 9460: 2 [50] H x 7.2 [183] W x 6. [161] D



**NON-SHIELDED CABLES**  
 9915 15'  
 9920 20'  
 9925 25'

**SHIELDED CABLES**  
 9915S 15'  
 9935S 35'  
 9950S 50'



**ADAPTERS**  
 A9000AMP Connector & pins  
 R9000PCH Power cable



**STROBE LIGHT HEADS**  
 9001X Hide-Away  
 Replace 'X' with A=Amber, C=Clear



# remote strobes

## Hide-Away Systems

#	9660-1	9660-2
C	Clear	Clear
T	4 heads	4 heads
V	12-24	12-24
⊙	4, 15'	2, 15' and 2, 20'
⌚	2 Year, 6 month tube	2 Year, 6 month tube



Expandable to six heads

### POWER SUPPLIES



#	9660
T	6 heads
V	12-24
W	60
F	Varies
⌚	2 Year



### DIMENSIONS

2.2 [55] H x 5.5 [140] W x 5.6 [142] D

Six head system

Head / tail light applications

Flange 1" hole mount

15 flash patterns

Hi/Lo intensity

Plug-in switch panel (order separately)

Comes with four heads and is expandable to six



**SHIELDED CABLES**  
9915AMP 15'  
9930AMP 30'



### STROBE LIGHT HEADS

9007X Hide-Away  
9006X Oval Grommet (9230/9460 only)  
Replace 'X' with A=Amber, C=Clear



**SWITCH PANEL**  
A9660SW



## Beware of the Square

ECCO's new square beacon is anything but. It features two height profiles, single or twin stack LEDs, single- or dual-color, multiple flash patterns with simulated rotate, and it's synchronizable. Oh yeah, it looks cool too!



# beacons LED

balizas LED

## EB7180

SAE Class I LED



- # EB7180A
- C Amber
- V 12-24
- A 6.2
- X 3 Bolt / 1" Pipe
- ☑ SAE J845 Class I, Cal. Title 13, R10, IP55, AMECA
- 🕒 3 Year

- # EB7180A-VM
- C Amber
- V 12-24
- A 6.2
- X Vacuum-Magnet
- ☑ SAE J845 Class I, Cal. Title 13, R10, IP55, AMECA
- 🕒 3 Year

### DIMENSIONS


2.3 [58] H x 6.5 [165] W x 6.5 [165] D

AVAILABLE COLORS Amber, Clear/  
Amber & Clear/Clear



CA models = clear lens / amber illumination

CC models = clear lens / clear illumination



Compact, low-profile beacon

8 flash patterns, including simulated rotate mode

Synchronization capable

## EB7185

SAE Class I Dual-Color LED



- # EB7185AAA
- C Amber
- V 12-24
- A 8.6
- X 3 Bolt / 1" Pipe
- ☑ SAE J845 Class I, Cal. Title 13, R10, IP55, AMECA
- 🕒 3 Year

- # EB7185AAA-VM
- C Amber
- V 12-24
- A 8.6
- X Vacuum-Magnet
- ☑ SAE J845 Class I, Cal. Title 13, R10, IP55, AMECA
- 🕒 3 Year

### DIMENSIONS

3.3 [84] H x 6.5 [165] W x 6.5 [165] D

### AVAILABLE COLORS

Amber, Clear/Amber/Amber, Clear/Amber/Clear & Clear/Clear/Clear



CAA models = clear lens / amber illumination

CAC models = clear lens / amber and clear illumination

CCC models = clear lens / clear illumination



Dual-color warning (CAC models)

24 flash patterns, including simulated rotate mode

Hi/Lo intensity, synchronization capable



beacons LED



## pulse<sup>®</sup> II

Latest technology in a traditional housing

11 flash patterns

Encapsulated electronics for severe vibration applications (7975/80 and EB7930/35 only)

Aluminum base (Class I only)

Reinforced polypropylene base (Class II only)



# beacons LED

## 7900 Series

SAE Class I LED



# **7965A**  
**C** Amber  
**V** 12-24  
**A** 3.6  
**X** 3 Bolt / 1" Pipe  
**⊗** SAE J845 Class I, CE, R10  
**⌚** 2 Year



# **7965A-VM**  
**C** Amber  
**V** 12-24  
**A** 3.6  
**X** Vacuum-Magnet  
**⊗** SAE J845 Class I, CE, R10  
**⌚** 2 Year



# **7970A**  
**C** Amber  
**V** 12-24  
**A** 3.6  
**X** 3 Bolt / 1" Pipe  
**⊗** SAE J845 Class I, CE, R10  
**⌚** 2 Year



# **7970A-VM**  
**C** Amber  
**V** 12-24  
**A** 3.6  
**X** Vacuum-Magnet  
**⊗** SAE J845 Class I, CE, R10  
**⌚** 2 Year



# **7975A**  
**T** Severe Vibration  
**C** Amber  
**V** 12-24  
**A** 3.6  
**X** 3 Bolt / 1" Pipe  
**⊗** SAE J845 Class I, CE, R10  
**⌚** 2 Year



# **7980A**  
**T** Severe Vibration  
**C** Amber  
**V** 12-24  
**A** 3.6  
**X** 3 Bolt / 1" Pipe  
**⊗** SAE J845 Class I, CE, R10  
**⌚** 2 Year

## 7900 Series

SAE Class II LED



# **7945A**  
**C** Amber  
**V** 12-48  
**A** 1.3  
**X** 3 Bolt / 1" Pipe  
**⊗** SAE J845 Class II, CE, R10  
**⌚** 2 Year



# **7945A-VM**  
**C** Amber  
**V** 12-48  
**A** 1.3  
**X** Vacuum-Magnet  
**⊗** SAE J845 Class II, CE, R10  
**⌚** 2 Year



# **7950A**  
**C** Amber  
**V** 12-48  
**A** 1.3  
**X** 3 Bolt / 1" Pipe  
**⊗** SAE J845 Class II, CE, R10  
**⌚** 2 Year



# **7950A-VM**  
**C** Amber  
**V** 12-48  
**A** 1.3  
**X** Vacuum-Magnet  
**⊗** SAE J845 Class II, CE, R10  
**⌚** 2 Year




# **EB7930A**  
**T** Severe Vibration  
**C** Amber  
**V** 12-48  
**A** 1.3  
**X** 3 Bolt / 1" Pipe  
**⊗** SAE J845 Class II, CE, R10  
**⌚** 2 Year



# **EB7935A**  
**T** Severe Vibration  
**C** Amber  
**V** 12-48  
**A** 1.3  
**X** 3 Bolt / 1" Pipe  
**⊗** SAE J845 Class II, CE, R10  
**⌚** 2 Year

### AVAILABLE COLORS

Amber, Blue, Clear, Green & Red



### DIMENSIONS

7930/7945/7965/7975: 4.9 [124] H,  
 7935/7950/7970/7980: 6.7 [170] H,  
 Base: 6.5 [165] Diameter

### LENSES

R6050LX [5"], R6070LX [7"]  
 Replace 'X' with A=Amber, B=Blue,  
 C=Clear, G=Green, R=Red



## beacons LED



11 flash patterns

Hi/Lo intensity

Encapsulated electronics for severe vibration applications

Aluminum base

## 7960

SAE Class I LED



- # 7960A
- C Amber
- V 12-24
- A 3.7
- X 3 Bolt / 1" Pipe
- ☑ SAE J845 Class I, CE, R10, IP56
- ⌚ 5 Year



- # 7960A-VM
- C Amber
- V 12-24
- A 3.7
- X Vacuum-Magnet
- ☑ SAE J845 Class I, CE, R10
- ⌚ 5 Year

### DIMENSIONS

5.6 [142] H x 6.5 [165] Diameter

### AVAILABLE COLORS

Amber, Blue, Clear & Red



CA models = clear lens / amber illumination

### LENSES

R7960LX

Replace 'X' with A=Amber, B=Blue, C=Clear, R=Red



Hybrid LED / rotating warning signal

No gears, brushes, or bulbs to wear out

LED optics produce intense rotating beam

UV hard coated lens reduces abrasion, cracking and fading

Aluminum base

## 7660

SAE Class I LED Hybrid



- # 7660A
- C Amber
- V 12-24
- A 2.1
- F 125
- X 3 Bolt
- ☑ SAE J845 Class I, CE, R10, IP67
- ⌚ 5 Year



- # 7660A-VM
- C Amber
- V 12-24
- A 2.1
- F 125
- X Vacuum-Magnet
- ☑ SAE J845 Class I, CE, R10, IP67
- ⌚ 5 Year

### DIMENSIONS

6.2 [156] H x 6.5 [165] Diameter

### AVAILABLE COLORS

Amber, Blue, Clear, Green & Red



CA models = clear lens / amber illumination





# beacons LED

## 7460

SAE Class I LED



- # 7460A
- C Amber
- V 12-36
- A 3.6
- F 80 FPMx8
- X 3 Bolt / 1" Pipe
- ⊙ SAE J845 Class I, CE, IP67
- ⌚ 5 Year

### DIMENSIONS

3.1 [79] H x 6.4 [163] Diameter

### AVAILABLE COLORS

Amber, Blue, Clear, Green & Red



CA models = clear lens / amber illumination



- 7460A-VM
- Amber
- 12-36
- 3.6
- 80 FPMx8
- Vacuum-Magnet
- SAE J845 Class I, CE, IP67
- 5 Year

## PROFILE™



Compact, low-profile beacon

Reflective LED module

Pulse8 (8 pulses per flash) flash pattern

Overhead heatsink design provides aesthetic pipe mounting

Removable, reinforced polypropylene flange for pipe mounting (pipe mount part # A6400MB)

## 7160

SAE Class I LED



- # 7160A
- C Amber
- V 12-24
- A 2.0
- X 3 Bolt / 1" Pipe
- ⊙ SAE J845 Class I, California Title 13 CE, R10, IP66
- ⌚ 5 Year

### DIMENSIONS

3.9 [99] H x 6.5 [165] Diameter

### AVAILABLE COLORS

Amber, Blue, Clear, Green & Red



CA models = clear lens / amber illumination

### LENSES

R7160LX

Replace 'X' with A=Amber, B=Blue, C=Clear, G=Green, R=Red



- 7160A-VM
- Amber
- 12-24
- 2.0
- Vacuum-Magnet
- SAE J845 Class I, California Title 13 CE, R10, IP66
- 5 Year

## REFLEX®



Reflective LED modules

15 flash patterns

Hi/Lo intensity and synchronization capable

Encapsulated electronics extend product life

Aluminum base



# beacons LED



## 6465

### SAE Class III LED

Industrial applications

Pulse8 (8 pulses per flash) flash pattern

Reinforced nylon base

Ideal for material handling equipment



- # 6465A
- C Amber
- V 12-80
- A 1.9
- F 85 FPMx8
- X 3 Bolt
- ⊗ SAE J845 Class III
- ⊕ CE, R10, UL
- Ⓜ 3 Year



- # 6465A-MG
- C Amber
- V 12-80
- A 1.9
- F 85 FPMx8
- X Magnet
- ⊗ SAE J845 Class III
- ⊕ CE, R10
- Ⓜ 3 Year

#### AVAILABLE COLORS

Amber, Blue, Clear, Green & Red



#### DIMENSIONS

3.9 [99] H x 5.1 [130] Diameter

#### LENSES

R6400LX

Replace 'X' with A=Amber, B=Blue, C=Clear, G=Green, R=Red



# beacons LED



## 6262 Series SAE Class III LED

- Industrial applications
- Pulse8 (8 pulses per flash) flash pattern
- Encapsulated electronics extend product life
- Reinforced nylon base
- Ideal for material handling equipment



Wire exit: side



Wire exit: bottom



# **6262A**  
**C** Amber  
**V** 12-80  
**A** 0.47  
**F** 70 FPMx8  
**X** 2 Bolt  
**⊙** SAE J845 Class III  
 CE, R10, UL, IP66/67  
**⌚** 3 Year

# **6263A**  
 Amber  
 12-80  
 0.47  
 70 FPMx8  
 2 Bolt  
 SAE J845 Class III  
 CE, R10, UL, IP66/67  
 3 Year

# **6267A**  
 Amber  
 12-80  
 0.47  
 70 FPMx8  
 1/2" Pipe  
 SAE J845 Class III  
 CE, R10, UL, IP66/67  
 3 Year

### AVAILABLE COLORS

Amber, Blue, Clear, Green & Red



### DIMENSIONS

6262/6263: 4.9 [124] H x 3.9 [98] W

6267: 4.9 [124] H x 2.8 [71] Diameter

### LENSES

R6260LX

Replace 'X' with A=Amber, B=Blue, C=Clear, G=Green, R=Red



# beacons strobe

## 6900 Series SAE Class I Strobe



- # 6990A
- C Amber
- V 12-24
- A 3.9
- F 75 FPMx2, 65 FPMx4
- J 15 Jx2, 20 Jx4
- X 3 Bolt / 1" Pipe
- ⊗ SAE J1318 Class I, CE, R10
- ⌚ 2 Year Strobe  
6 Month Tube

Double or quad flash

Hi/Lo intensity

LED diagnostic indicator  
alerts flashtube failure

Aluminum base



- # 6950A
- C Amber
- V 12-24
- A 3.9
- F 75 FPMx2, 65 FPMx4
- J 15 Jx2, 20 Jx4
- X 3 Bolt / 1" Pipe
- ⊗ SAE J1318 Class I, CE, R10
- ⌚ 2 Year Strobe  
6 Month Tube



- # 6950A-VM
- C Amber
- V 12-24
- A 3.9
- F 75 FPMx2
- J 15 Jx2
- X Vacuum-Magnet
- ⊗ SAE J1318 Class I, CE, R10
- ⌚ 2 Year Strobe  
6 Month Tube



- # 6970A
- C Amber
- V 12-24
- A 3.9
- F 75 FPMx2, 65 FPMx4
- J 15 Jx2, 20 Jx4
- X 3 Bolt / 1" Pipe
- ⊗ SAE J1318 Class I, CE, R10
- ⌚ 2 Year Strobe  
6 Month Tube



- # 6970A-VM
- C Amber
- V 12-24
- A 3.9
- F 75 FPMx2
- J 15 Jx2
- X Vacuum-Magnet
- ⊗ SAE J1318 Class I, CE, R10
- ⌚ 2 Year Strobe  
6 Month Tube

## 6700 Series SAE Class II Strobe Severe Vibration

Double or quad flash

Encapsulated electronics for severe  
vibration applications

6710/20 = reinforced polypropylene base

6750/70 = aluminum base/diagnostic indicator



- # 6750A
- C Amber
- V 12-24
- A 2.6
- F 75 FPMx2, 65 FPMx4
- J 10 Jx2, 16 Jx4
- X 3 Bolt / 1" Pipe
- ⊗ SAE J1318 Class II  
CE, R10, IP66
- ⌚ 2 Year Strobe  
6 Month Tube



- # 6770A
- C Amber
- V 12-24
- A 2.6
- F 75 FPMx2, 65 FPMx4
- J 10 Jx2, 16 Jx4
- X 3 Bolt / 1" Pipe
- ⊗ SAE J1318 Class II  
CE, R10, IP66
- ⌚ 2 Year Strobe  
6 Month Tube



- # 6710A
- C Amber
- V 12-48
- A 1.3
- F 75 FPMx2, 65 FPMx4
- J 7 Jx2, 10 Jx4
- X 3 Bolt / 1" Pipe
- ⊗ SAE J1318 Class II  
CE, R10
- ⌚ 2 Year Strobe  
6 Month Tube



- # 6720A
- C Amber
- V 12-48
- A 1.3
- F 75 FPMx2, 65 FPMx4
- J 7 Jx2, 10 Jx4
- X 3 Bolt / 1" Pipe
- ⊗ SAE J1318 Class II  
CE, R10
- ⌚ 2 Year Strobe  
6 Month Tube

### AVAILABLE COLORS

Amber & Clear



### DIMENSIONS

Low: 4.8 [121], Med: 6.7 [170],  
High: 7.9 [200], 6.5 [165] Diameter

### FLASHTUBE

R6501FT

### LENSES

R6050LX [5"]

R6070LX [7"]

Replace 'X' with A=Amber, B=Blue,  
C=Clear, G=Green, R=Red



# beacons strobe

## 6600 Series

SAE Class II Strobe



- # 6690A
- C Amber
- V 12-24
- A 2.2
- F 65 FPM
- J 8/13 Jx2, 12/17 Jx4
- X 3 Bolt / 1" Pipe
- ☑ SAE J1318 Class II, CE, R10
- 🕒 2 Year Strobe  
6 Month Tube

Double or quad flash

Hi/Lo intensity

Aluminum base

## 6500 Series

SAE Class II Strobe

Double or quad flash

Basic multi-purpose strobe

On/off road suitable

Reinforced polypropylene base



- # 6650A
- C Amber
- V 12-24
- A 2.2
- F 65 FPM
- J 8/13 Jx2, 12/17 Jx4
- X 3 Bolt / 1" Pipe
- ☑ SAE J1318 Class II, CE, R10
- 🕒 2 Year Strobe  
6 Month Tube



- # 6650A-VM
- C Amber
- V 12-24
- A 2.2
- F 65 FPM
- J 8/13 Jx2, 12/17 Jx4
- X Vacuum-Magnet
- ☑ SAE J1318 Class II, CE, R10
- 🕒 2 Year Strobe  
6 Month Tube



- # 6550A
- C Amber
- V 12-48
- A 2.4
- F 80 FPMx2, 65 FPMx4
- J 7 Jx2, 10 Jx4
- X 3 Bolt / 1" Pipe
- ☑ SAE J1318 Class II, CE, R10
- 🕒 2 Year Strobe  
6 Month Tube



- # 6550A-VM
- C Amber
- V 12-48
- A 2.4
- F 80 FPMx2
- J 7 Jx2
- X Vacuum-Magnet
- ☑ SAE J1318 Class II, CE, R10
- 🕒 2 Year Strobe  
6 Month Tube



- # 6670A
- C Amber
- V 12-24
- A 2.2
- F 65 FPM
- J 8/13 Jx2, 12/17 Jx4
- X 3 Bolt / 1" Pipe
- ☑ SAE J1318 Class II, CE, R10
- 🕒 2 Year Strobe  
6 Month Tube



- # 6670A-VM
- C Amber
- V 12-24
- A 2.2
- F 65 FPM
- J 8/13 Jx2, 12/17 Jx4
- X Vacuum-Magnet
- ☑ SAE J1318 Class II, CE, R10
- 🕒 2 Year Strobe  
6 Month Tube



- # 6570A
- C Amber
- V 12-48
- A 2.4
- F 80 FPMx2, 65 FPMx4
- J 7 Jx2, 10 Jx4
- X 3 Bolt / 1" Pipe
- ☑ SAE J1318 Class II, CE, R10
- 🕒 2 Year Strobe  
6 Month Tube



- # 6570A-VM
- C Amber
- V 12-48
- A 2.4
- F 80 FPMx2
- J 7 Jx2
- X Vacuum-Magnet
- ☑ SAE J1318 Class II, CE, R10
- 🕒 2 Year Strobe  
6 Month Tube

### AVAILABLE COLORS

Amber & Clear



### DIMENSIONS

Low: 4.8 [121], Med: 6.7 [170],  
High: 7.9 [200], 6.5 [165] Diameter

### FLASHTUBE

R6501FT

### LENSES

R6050LX [5"]  
R6070LX [7"]

Replace 'X' with A=Amber, B=Blue, C=Clear, G=Green, R=Red



# beacons strobe

## 6410

### Low-Intensity Strobe

Industrial applications

Single flash

Low-intensity

Reinforced nylon base

Ideal for material handling equipment



- # 6410A
- C Amber
- V 12-80
- A 0.3
- F 70 FPMx1
- J 1.5
- X 3 Bolt
- ⊗ CE, R10, UL
- ⌚ 2 Year Strobe
- ⌚ 6 Month Tube

- # 6410A-MG
- C Amber
- V 12-80
- A 0.3
- F 70 FPMx1
- J 1.5
- X Magnet
- ⊗ CE, R10
- ⌚ 2 Year Strobe
- ⌚ 6 Month Tube

## 6200 Series

### Low-Intensity Strobe

Industrial applications

Single flash and low intensity

Reinforced nylon base

Encapsulated electronics extend product life

Ideal for material handling equipment



- # 6220A
- C Amber
- V 12-80
- A 0.6
- F 85 FPMx1
- J 1.5
- X 2 Bolt
- ⊗ CE, R10, UL, IP66/67
- ⌚ 2 Year Strobe
- ⌚ 6 Month Tube

- # 6225A
- C Amber
- V 12-80
- A 0.7
- F 85 FPMx1
- J 2
- X 2 Bolt
- ⊗ CE, R10, UL, IP66/67
- ⌚ 2 Year Strobe
- ⌚ 6 Month Tube



- # 6226A
- C Amber
- V 12-80
- A 0.7
- F 85 FPMx1
- J 2
- X 1/2" Pipe
- ⊗ CE, R10, UL, IP66/67
- ⌚ 2 Year Strobe
- ⌚ 6 Month Tube

#### AVAILABLE COLORS

6410 & 6200: Amber, Blue, Clear, Green & Red

5800: Amber, Blue & Red (5840/50 Amber only)

J-Bolt: Amber & Clear

#### DIMENSIONS

6410: 3.9 [99] H x 5.1 [130] Diameter  
 6220/6225: 5.5 [140] H x 3.9 [98] W x 2.8 [71] D  
 6226: 5.5 [140] H x 2.83 [72] Diameter  
 6520: 5.7 [144] H x 6.7 [170] D  
 6530: 7.5 [192] H x 6.7 [170] D

5810: 8.2 [208] H x 5.3 [134] Diameter  
 5813: 5.7 [146] H x 6.0 [153] Diameter  
 (MG: 6.6 [167] Dia.)

5840: 7.0 [178] H x 6.0 [153] Diameter  
 5850: 9.4 [239] H x 6.0 [153] Diameter



# beacons rotating & strobe

## 5800 Series

SAE Class I Rotator

Compact design

Belt-drive rotator mechanism

Free-form optical reflector maximizes light output

Polycarbonate base



# **5816A**  
**C** Amber  
**V** 12  
**A** 4.9  
**F** 195 RPM  
**X** 1 Bolt  
**⊗** SAE J845 Class I  
 R10, R65  
**⌚** 1 Year Rotator  
 3 Month Bulb

# **5813A**  
 Amber  
 12  
 4.9  
 195 RPM  
 3 Bolt  
 SAE J845 Class I  
 R10, R65  
 1 Year Rotator  
 3 Month Bulb

# **5813A-MG**  
 Amber  
 12  
 4.9  
 195 RPM  
 Magnet  
 SAE J845 Class I  
 R10, R65  
 1 Year Rotator  
 3 Month Bulb



# **5810A**  
**C** Amber  
**V** 12  
**A** 4.9  
**F** 195 RPM  
**X** DIN Pole  
**⊗** SAE J845 Class I  
 R10, R65  
**⌚** 1 Year Rotator  
 3 Month Bulb



# **5840A**  
 Amber  
 12  
 4.9  
 195 RPM  
 3 Bolt  
 R65  
 R10  
 1 Year Rotator  
 3 Month Bulb



# **5850A**  
 Amber  
 12  
 4.9  
 195 RPM  
 DIN Pole  
 R65  
 R10  
 1 Year Rotator  
 3 Month Bulb

## J-Bolt Series

SAE Class II Strobe

Single or double flash

Easy J-Bolt installation

Aluminum base

Additional mounting options available



# **6520A**  
**C** Amber  
**V** 12-48  
**A** 1.3  
**F** 80 FPMx1, 80 FPMx2  
 5 Jx1, 7 Jx2  
**X** J-Bolt  
**⊗** SAE J1318 Class II, CE  
**⌚** 2 Year Strobe  
 6 Month Tube

# **6530A**  
 Amber  
 12-48  
 1.3  
 80 FPMx1, 80 FPMx2  
 5 Jx1, 7 Jx2  
 J-Bolt  
 SAE J1318 Class II, CE  
 2 Year Strobe  
 6 Month Tube

### ADDITIONAL MOUNTING OPTIONS

ECCO's popular J-Bolt mount strobes are available with a range of additional mounting options in order to satisfy any fleet requirements. Order separately.



**A6520FM**  
Flush Mount



**A6520MG**  
Magnet Mount



**A6520PM**  
3/4" Pipe Mount



**A6521PM**  
1" Pipe Mount

### LENSES

R6050LX 6520, R6070LX 6530,  
R6400LX 6410, R6220LX 6200  
Replace 'X' with A=Amber, B=Blue,  
C=Clear, G=Green, R=Red

R5810LX 5810/13/16  
R5840LA 5840/50  
Replace 'X' with A=Amber, B=Blue, R=Red

### FLASHTUBE

R6501FT 6520/6530  
R6410FT 6410  
R6200FT 6200

### BULB

R5812BH

### DIN POLES

A5850LB L Bracket  
A5850TB T Bracket

**REFLEX**<sup>TM</sup>



## Clear Winners

The latest additions to this ultra-popular minibar line feature a new, outer lens with no optics, unleashing the full power of our Reflex<sup>TM</sup> LED modules with zero light diffusion. Available with reflective modules (5587) or combination of reflective & TIR modules to blast additional directional light to the front and rear of your vehicle (5597).







**minibars LED**



## 5590

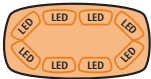
SAE Class I LED, 15"

Combines Reflective and TIR Optic LED modules to optimize focused front/rear warning and wide-angle side warning

Lenticular optic lens

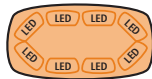
18 flash patterns and synchronization capable

Cigarette plug adapter with on/off and flash pattern switches (magnet models)



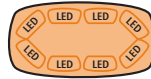
### # 5590A

- C** Amber
- V** 12-24
- A** 6.0
- X** 4 Bolt
- ⊗** SAE J845 Class I  
California Title 13, CE, R10, IP65
- ⌚** 3 Year



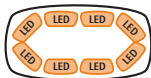
### 5590A-MG

- Amber
- 12-24
- 6.0
- Magnet
- SAE J845 Class I  
California Title 13, CE, R10
- 3 Year



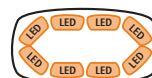
### 5590A-VM

- Amber
- 12-24
- 6.0
- Vacuum-Magnet
- SAE J845 Class I  
California Title 13, CE, R10
- 3 Year



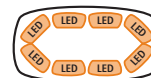
### # 5590CA

- C** Illuminates Amber
- V** 12-24
- A** 6.0
- X** 4 Bolt
- ⊗** SAE J845 Class I  
California Title 13, CE, R10, IP65
- ⌚** 3 Year



### 5590CA-MG

- Illuminates Amber
- 12-24
- 6.0
- Magnet
- SAE J845 Class I  
California Title 13, CE, R10
- 3 Year



### 5590CA-VM

- Illuminates Amber
- 12-24
- 6.0
- Vacuum-Magnet
- SAE J845 Class I  
California Title 13, CE, R10
- 3 Year

#### AVAILABLE COLORS

Amber, Blue, Clear, Green & Red  
(MG models amber & amber/clear only)



#### DIMENSIONS

2.5 [63] H x 15 [381] W x 9 [229] D  
3.1 [79] H including vacuum-magnet

#### DOMES

R5590LX  
Replace 'X' with A=Amber, C=Clear



# minibars LED



## 5597 SAE Class I LED, 15"

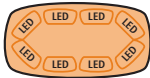


Combines Reflective and TIR Optic LED modules to optimize focused front/rear warning and wide-angle side warning

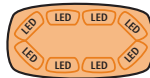
Zero optic lens

18 flash patterns and synchronization capable

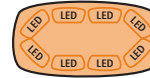
Cigarette plug adapter with on/off and flash pattern switches (magnet models)



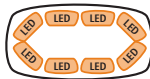
- # 5597A
- C Amber
- V 12-24
- A 6.0
- X 4 Bolt
- Ⓢ SAE J845 Class I, California Title 13, CE, R10, IP65
- 🕒 3 Year



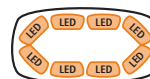
- 5597A-MG
- Amber
- 12-24
- 6.0
- Magnet
- SAE J845 Class I, California Title 13, CE, R10
- 3 Year



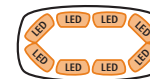
- 5597A-VM
- Amber
- 12-24
- 6.0
- Vacuum-Magnet
- SAE J845 Class I, California Title 13, CE, R10
- 3 Year



- # 5597CA
- C Illuminates Amber
- V 12-24
- A 6.0
- X 4 Bolt
- Ⓢ SAE J845 Class I, California Title 13, CE, R10, IP65
- 🕒 3 Year



- 5597CA-MG
- Illuminates Amber
- 12-24
- 6.0
- Magnet
- SAE J845 Class I, California Title 13, CE, R10
- 3 Year



- 5597CA-VM
- Illuminates Amber
- 12-24
- 6.0
- Vacuum-Magnet
- SAE J845 Class I, California Title 13, CE, R10
- 3 Year

### AVAILABLE COLORS

Amber, Clear, Amber/Clear  
(MG models amber & amber/clear only)



### DIMENSIONS


2.5 [63] H x 15 [381] W x 9 [229] D  
3.1 [79] H including vacuum-magnet

### DOMES

EZ5507LX  
Replace 'X' with A=Amber, C=Clear

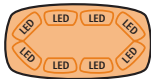


# minibars LED

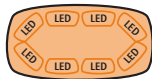


## 5585 SAE Class I LED, 15"

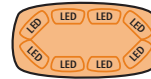
- Reflective LED modules
- Lenticular optic lens
- 18 flash patterns and synchronization capable
- Cigarette plug adapter with on/off and flash pattern switches (magnet models)



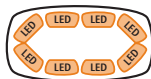
- # 5585A
- C Amber
- V 12-24
- A 5.1
- X 4 Bolt
- SAE J845 Class I, CE, R10, IP65
- 3 Year



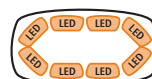
- 5585A-MG
- Amber
- 12-24
- 5.1
- Magnet
- SAE J845 Class I, CE, R10
- 3 Year



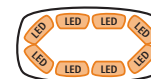
- 5585A-VM
- Amber
- 12-24
- 5.1
- Vacuum-Magnet
- SAE J845 Class I, CE, R10
- 3 Year



- # 5585CA
- C Illuminates Amber
- V 12-24
- A 5.1
- X 4 Bolt
- SAE J845 Class I, California Title 13, CE, R10, IP65
- 3 Year



- 5585CA-MG
- Illuminates Amber
- 12-24
- 5.1
- Magnet
- SAE J845 Class I, California Title 13, CE, R10
- 3 Year



- 5585CA-VM
- Illuminates Amber
- 12-24
- 5.1
- Vacuum-Magnet
- SAE J845 Class I, California Title 13, CE, R10
- 3 Year

### AVAILABLE COLORS

Amber, Blue, Clear, Green, Red & Amber/Clear (MG models amber illumination only)



### DIMENSIONS


2.5 [63] H x 15 [381] W x 9 [229] D  
3.1 [79] H including vacuum-magnet

### DOMES

R5500LX  
Replace 'X' with A=Amber, C=Clear



# minibars LED

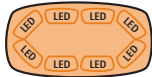


## 5587

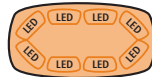
SAE Class I LED, 15"



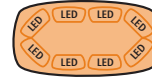
- Reflective LED modules
- Zero optic lens
- 18 flash patterns and synchronization capable
- Cigarette plug adapter with on/off and flash pattern switches (magnet models)



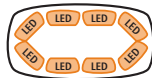
- # 5587A
- C Amber
- V 12-24
- A 5.1
- X 4 Bolt
- SAE J845 Class I, CE, R10, IP65
- 3 Year



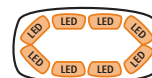
- 5587A-MG
- Amber
- 12-24
- 5.1
- Magnet
- SAE J845 Class I, CE, R10
- 3 Year



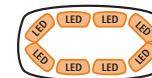
- 5587A-VM
- Amber
- 12-24
- 5.1
- Vacuum-Magnet
- SAE J845 Class I, CE, R10
- 3 Year



- # 5587CA
- C Illuminates Amber
- V 12-24
- A 5.1
- X 4 Bolt
- SAE J845 Class I, California Title 13, CE, R10, IP65
- 3 Year



- 5587CA-MG
- Illuminates Amber
- 12-24
- 5.1
- Magnet
- SAE J845 Class I, California Title 13, CE, R10
- 3 Year



- 5587CA-VM
- Illuminates Amber
- 12-24
- 5.1
- Vacuum-Magnet
- SAE J845 Class I, California Title 13, CE, R10
- 3 Year


**AVAILABLE COLORS**  
Amber, Clear, Amber/Clear  
(MG models amber & amber/clear only)

**DIMENSIONS**  
2.5 [63] H x 15 [381] W x 9 [229] D  
3.1 [79] H including vacuum-magnet

**DOMES**  
EZ5507LX  
Replace 'X' with A=Amber, C=Clear

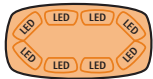


# minibars LED

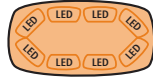


## 5580 SAE Class II LED, 15"

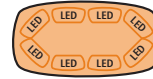
- Reflective LED modules
- Lenticular optic lens
- 18 flash patterns and synchronization capable
- Cigarette plug adapter with on/off and flash pattern switches (magnet models)



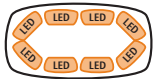
# 5580A  
 C Amber  
 V 12-24  
 A 2.7  
 X 4 Bolt  
 SAE J845 Class II, CE, R10, IP65  
 3 Year



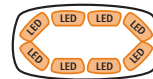
# 5580A-MG  
 C Amber  
 V 12-24  
 A 2.7  
 X Magnet  
 SAE J845 Class II, CE, R10  
 3 Year



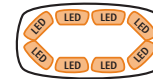
# 5580A-VM  
 C Amber  
 V 12-24  
 A 2.7  
 X Vacuum-Magnet  
 SAE J845 Class II, CE, R10  
 3 Year



# 5580CA  
 C Illuminates Amber  
 V 12-24  
 A 2.7  
 X 4 Bolt  
 SAE J845 Class II, CE, R10, IP65  
 3 Year



# 5580CA-MG  
 C Illuminates Amber  
 V 12-24  
 A 2.7  
 X Magnet  
 SAE J845 Class II, CE, R10  
 3 Year



# 5580CA-VM  
 C Illuminates Amber  
 V 12-24  
 A 2.7  
 X Vacuum-Magnet  
 SAE J845 Class II, CE, R10  
 3 Year

AVAILABLE COLORS  
 Amber



DIMENSIONS  
 2.5 [63] H x 15 [381] W x 9 [229] D  
 3.1 [79] H including vacuum-magnet

DOMES  
 R5500LX  
 Replace 'X' with A=Amber, C=Clear



# minibars LED



## 5280 Series SAE Class I LED Hybrid, 13"

- Hybrid LED / rotating warning signal
- No gears, brushes, or bulbs to wear out
- LED optics produce intense rotating beam
- UV hard-coated lens reduces abrasion, cracking and fading



- # 5280A
- C Amber
- V 12-24
- A 4.0
- F 360 FPM
- X 4 Bolt
- ✓ SAE J845 Class I
- CE, R10, IP67
- 🕒 5 Year



- # 5280CAA
- Illuminates Amber
- V 12-24
- A 3.8
- F 360 FPM
- X 4 Bolt
- ✓ SAE J845 Class I
- CE, R10, IP67
- 🕒 5 Year



- # 5280A-MG
- Amber
- V 12-24
- A 4.0
- F 360 FPM
- X Magnet
- ✓ SAE J845 Class I
- CE, R10, IP67
- 🕒 5 Year



- # 5280CAA-MG
- Illuminates Amber
- V 12-24
- A 3.8
- F 360 FPM
- X Magnet
- ✓ SAE J845 Class I
- CE, R10, IP67
- 🕒 5 Year

### AVAILABLE COLORS

Amber, Blue, Clear, Green, Red & Amber/Clear



### DIMENSIONS

5.8 [146] H x 13.3 [337] W x 6.3 [160] D



## minibars rotating

### 5135

SAE Class I Rotator, 15"



# 5135A  
**C** Amber  
**V** 12  
**A** 11.0  
**F** 480 FPM  
**X** 4 Bolt  
 ☑ SAE J845 Class I  
 CE, R10, IP54  
 ⌚ 2 Year Rotator,  
 3 Month Bulb  
**AVAILABLE COLORS**  
 Amber



#### DIMENSIONS

4.5 [114] H x 15.75 [400] W  
 x 8.27 [210] D  
 5.1 [129] H including vacuum-magnet

# 5135A-VM  
 Amber  
 12  
 11.0  
 480 FPM  
 Vacuum-Magnet  
 SAE J845 Class I  
 CE, R10, IP54  
 2 Year Rotator,  
 3 Month Bulb

**BULB**  
 R5812BH

**DOMES**  
 R5100LX

Replace 'X' with A=Amber,  
 B=Blue, C=Clear, R=Red

### 5315

SAE Class I Rotator, 15"



# 5315A  
**C** Amber  
**V** 12  
**A** 8.6  
**F** 300 FPM  
**X** 4 Bolt  
 ☑ SAE J845 Class I  
 California Title 13  
 ⌚ 2 Year Rotator,  
 3 Month Bulb

**AVAILABLE COLORS**  
 Amber



#### DIMENSIONS

5.8 [147] H x 15.7 [400] W  
 x 8.3 [210] D  
 6.2 [157] H including vacuum-magnet

# 5315A-VM  
 Amber  
 12  
 8.6  
 300 FPM  
 Vacuum-Magnet  
 SAE J845 Class I  
 California Title 13  
 2 Year Rotator,  
 3 Month Bulb

**BULB**  
 R5012BH 12V  
 R5024BH 24V

**DOMES** DOMOS  
 R5300LX

Replace 'X' with A=Amber,  
 B=Blue, C=Clear, G=Green,  
 R=Red

### 60 Series EVOLUTION®

SAE Class I Rotator, 22"



# 6221001  
**C** Amber  
**V** 12  
**A** 11.0  
**F** 480 FPM  
**X** 4 Bolt  
 ☑ SAE J845 Class I  
 ⌚ 2 Year Rotator, 3 Month Bulb

**AVAILABLE COLORS**  
 Amber



**DIMENSIONS** 4.3 [108]  
 H x 22 [559] W x 8.3  
 [210] D

**BULB**  
 R5812BH

**DOMES**  
 R5101LX

Replace 'X' with A=Amber,  
 B=Blue, C=Clear, R=Red

### 70 Series

SAE Class I Rotator, 22"



# 5221001  
**C** Amber  
**V** 12  
**A** 8.6  
**F** 400 FPM  
**X** 4 Bolt  
 ☑ SAE J845 Class I  
 ⌚ 2 Year Rotator, 3 Month Bulb

**AVAILABLE COLORS**  
 Amber



**DIMENSIONS** 5.8 [147] H x 22.1 [559] W  
 x 8.3 [210] D

**BULB**  
 R5012BH

**DOMES**  
 R5400LX

Replace 'X' with  
 A=Amber, B=Blue,  
 C=Clear, R=Red





# minibars strobe

## 5150

SAE Class II Strobe, 15"



- # 5150AAA
- C Amber
- V 12-24
- A 3.8
- F 70 FPMx2, 65 FPMx4
- J 7-13 Jx2, 11-15 Jx4
- X 4 Bolt
- ☑ SAE J1318 Class II, CE, R10
- 🕒 2 Year Strobe, 6 Month Tube

### AVAILABLE COLORS

Amber



### DIMENSIONS

4.5 [114] H x 15.75 [400] W  
x 8.27 [210] D  
5.1 [129] H including vacuum-magnet



- 5150AAA-VM
- Amber
- 12-24
- 3.8
- 70 FPMx2
- 7-13 Jx2
- Vacuum-Magnet
- SAE J1318 Class II, CE, R10
- 2 Year Strobe, 6 Month Tube

FLASHTUBE  
R6501FT

DOMES  
R5100LX

LENSES  
R5150LX  
Replace 'X' with A=Amber, B=Blue,  
C=Clear, R=Red

## 60 Series EVOLUTION®

SAE Class II Strobe, 22"



- # 6221005
- C Amber
- V 12-24
- A 3.8
- F 70 FPMx2, 65 FPMx4
- J 7-13 Jx2, 11-15 Jx4
- X 4 Bolt
- ☑ CE, R10
- 🕒 2 Year Strobe, 6 Month Tube

### AVAILABLE COLORS

Amber



### DIMENSIONS

4.3 [108] H x 22 [559] W  
x 8.3 [210] D



- 6221006
- Amber (Clear Inner Lenses)
- 12-24
- 3.8
- 70 FPMx2, 65 FPMx4
- 7-13 Jx2, 11-15 Jx4
- 4 Bolt
- CE, R10
- 2 Year Strobe, 6 Month Tube

FLASHTUBE  
R6501FT

DOMES  
R5101LX

LENSES  
R5150LX  
Replace 'X' with A=Amber, B=Blue,  
C=Clear, R=Red

## 5350

SAE Class II Strobe, 15"



- # 5350AAA
- C Amber
- V 12-48
- A 3.0
- F 80 FPMx2, 65 FPMx4
- J 7 Jx2, 10 Jx4
- X 4 Bolt
- ☑ CE (SAE J1318 Class II  
5350CAA model only)
- 🕒 2 Year Strobe, 6 Month Tube

### AVAILABLE COLORS

Amber



### DIMENSIONS

5.8 [147] H x 15.7 [400] W  
x 8.3 [210] D  
6.2 [157] H including vacuum-magnet



- 5350AAA-VM
- Amber
- 12-48
- 3.0
- 80 FPMx2
- 7 Jx2
- Vacuum-Magnet
- CE (SAE J1318 Class II  
5350CAA model only)
- 2 Year Strobe, 6 Month Tube

FLASHTUBE  
R6501FT

DOMES  
R5300LX

LENSES  
R6050LX  
Replace 'X' with A=Amber, B=Blue,  
C=Clear, G=Green, R=Red

## 70 Series

SAE Class II Strobe, 22"



- # 5450AAA
- C Amber
- V 12-48
- A 3.0
- F 80 FPMx2, 65 FPMx4
- J 7 Jx2, 10 Jx4
- X 4 Bolt
- ☑ SAE J1318 Class II, CE
- 🕒 2 Year Strobe, 6 Month Tube


### AVAILABLE COLORS

Amber



### DIMENSIONS

5.8 [147] H x 22.1 [559] W  
x 8.3 [210] D



- 5450ACC
- Amber (Clear Inner Lenses)
- 12-48
- 3.0
- 80 FPMx2, 65 FPMx4
- 7 Jx2, 10 Jx4
- 4 Bolt
- CE
- 2 Year Strobe, 6 Month Tube

FLASHTUBE  
R6501FT

DOMES  
R5400LX

LENSES  
R6050LX  
Replace 'X' with A=Amber, B=Blue,  
C=Clear, R=Red

# AXIOS™

MODULAR LED LIGHTBAR SYSTEM

TOUGH. ADAPTABLE. JOB-READY.

**JUST LIKE YOU**

## **Build It Up. Light It Up.**

The revolutionary Axios™ Modular LED Lightbar System takes safety and on-the-job performance to a new level. Choose from seven, high-performance LED lighting options with exclusive DropLock™ technology that feature simple twist-lock placement virtually anywhere in the bar. Backed by a five-year warranty, it all adds up to a better lightbar without the wait. Available same day at local Axios Partner stores.



WARRANTY  
**5** YEARS  
E  
TY

# AXIOS™

## modular lightbars



### EASY UPGRADE

ADDITIONAL COLORS & CUSTOM CONFIGURATIONS AVAILABLE



## 14 Series

### SAE Class I Modular LED Lightbar

Modules easily installed, reconfigured or upgraded via DropLock™ power rail system

Supplied with in-cab controller

Seven LED module options (details on page 46)

29 flash patterns

Aluminum chassis, polycarbonate base and lens

#### SYMBOLS

**LED** LED Warning Module

**STI** LED Stop-Tail-Indicator

**W** LED Worklamps

**A** LED Alley Lights

**SD** Safety Director™


#### INCLUDED CONTROLLER



**EZ1405** The included controller provides convenient and easy control of the 29 built-in flash patterns and auxiliary LED modules (where applicable). Simply plug-n-play. Each lightbar is shipped with 'controller ready' wiring for fast, easy installation.

#### AVAILABLE COLORS

Amber, Blue, Clear, Green & Red

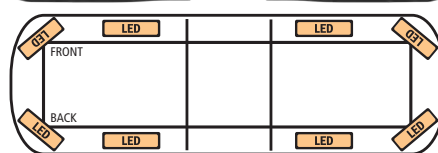


#### DIMENSIONS

3 [76] H x 10.5 [267] W

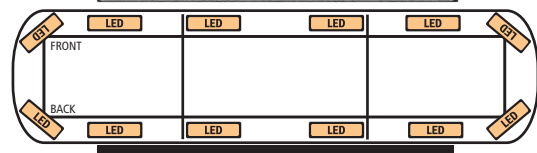
Controller

2.4 [61] H x 5.5 [140] W x 0.6 [15] D



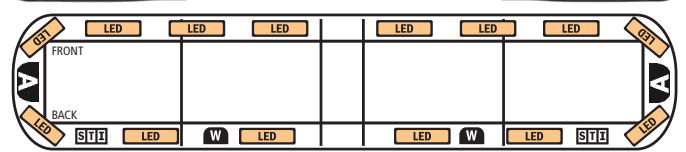
### 39" # 14-00005-E

- C** Amber
- T** 8 LEDs
- V** 12-24
- A** 7.2
- ☑ SAE J845 Class I, Cal. Title 13, R65, R10
- ⌚ 5 Year



### 48" # 14-00006-E

- C** Amber
- T** 12 LEDs, 1 Safety Director
- V** 12-24
- A** 13.3
- ☑ SAE J845 Class I, Cal. Title 13, R65, R10
- ⌚ 5 Year





### 60" # 14-00003-E


- C** Amber
- T** 14 LEDs, 2 WL, 2 AL, 2 STI
- V** 12-24
- A** 16.8
- ☑ SAE J845 Class I, Cal. Title 13, R65, R10, R6 & R7
- ⌚ 5 Year



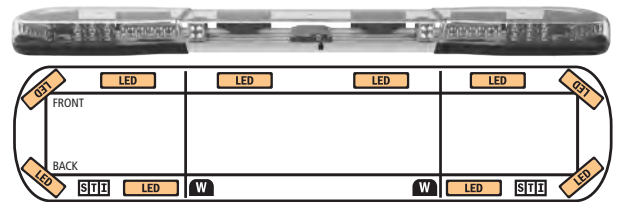
# modular lightbars



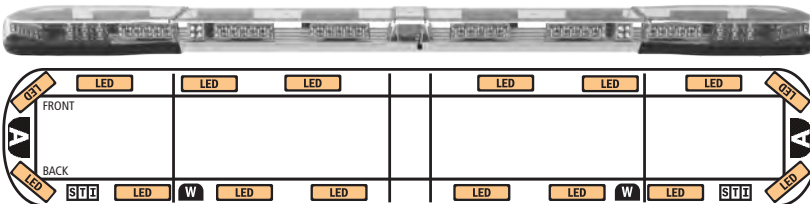
- 48"** # 14-00001-E  
**C** Amber  
**T** 12 LEDs, 2 WL, 2 AL  
**V** 12-24  
**A** 14.4  
 SAE J845 Class I, Cal. Title 13, R65, R10  
 5 Year



- 54"** # 14-00002-E  
**C** Amber  
**T** 12 LEDs, 2 WL, 2 AL, 2 STI, 1 Safety Director  
**V** 12-24  
**A** 17.5  
 SAE J845 Class I, Cal. Title 13, R65, R10, R6 & R7  
 5 Year



- 54"** # 14-00007-E  
**C** Amber  
**T** 10 LEDs, 2 WL, 2 STI  
**V** 12-24  
**A** 11.4  
 SAE J845 Class I, Cal. Title 13, R65, R10, R6 & R7  
 5 Year



- 72"** # 14-00004-E  
**C** Amber  
**T** 16 LEDs, 2 WL, 2 AL, 2 STI  
**V** 12-24  
**A** 18.6  
 SAE J845 Class I, Cal. Title 13, R65, R10, R6 & R7  
 5 Year

# AXIOS™

## modular lightbars



**EASY UPGRADE** fácil actualización

ADDITIONAL COLORS & CUSTOM CONFIGURATIONS AVAILABLE  
 color es adicional y configuración es personalizada

## 14 Series

### DropLock™ LED Modules

Seven LED module options for use with Axios™ lightbars

No tools convenience makes building, reconfiguring or upgrading lightbars fast and easy



# **EZ1401A**  
**C** Amber  
**T** Directional LED

**V** 12-24  
**A** 0.9  
 ✓ SAE J845 Class I,  
 Cal. Title 13, R10, R65  
 Ⓟ 5 Year

**AVAILABLE COLORS**  
 Amber, Blue, Clear, Green & Red



# **EZ1402A**  
 Amber  
 Beacon LED

12-24  
 1.0  
 SAE J845 Class I,  
 R10, R65  
 5 Year

**AVAILABLE COLORS**  
 Amber, Blue, Clear, Green & Red



# **EZ1414**  
 Amber  
 LED Safety Director  
 12-24

2.5  
 SAE J595 Class I  
 R10  
 5 Year

**AVAILABLE COLORS**  
 Amber



# **EZ1403WL**  
**C** Clear  
**T** LED Worklamp  
 12-24

**V**  
**A** 0.9  
**L** 900 Lumens  
 ✓ R10  
 Ⓟ 5 Year



# **EZ1403AL**  
 Clear  
 LED Alley Light  
 12-24

0.9  
 900 Lumens  
 R10  
 5 Year



# **EZ1404**  
 Amber/Red  
 LED Stop-Tail-  
 Indicator  
 12-24

0.3  
 -  
 R10, R6, R7  
 5 Year

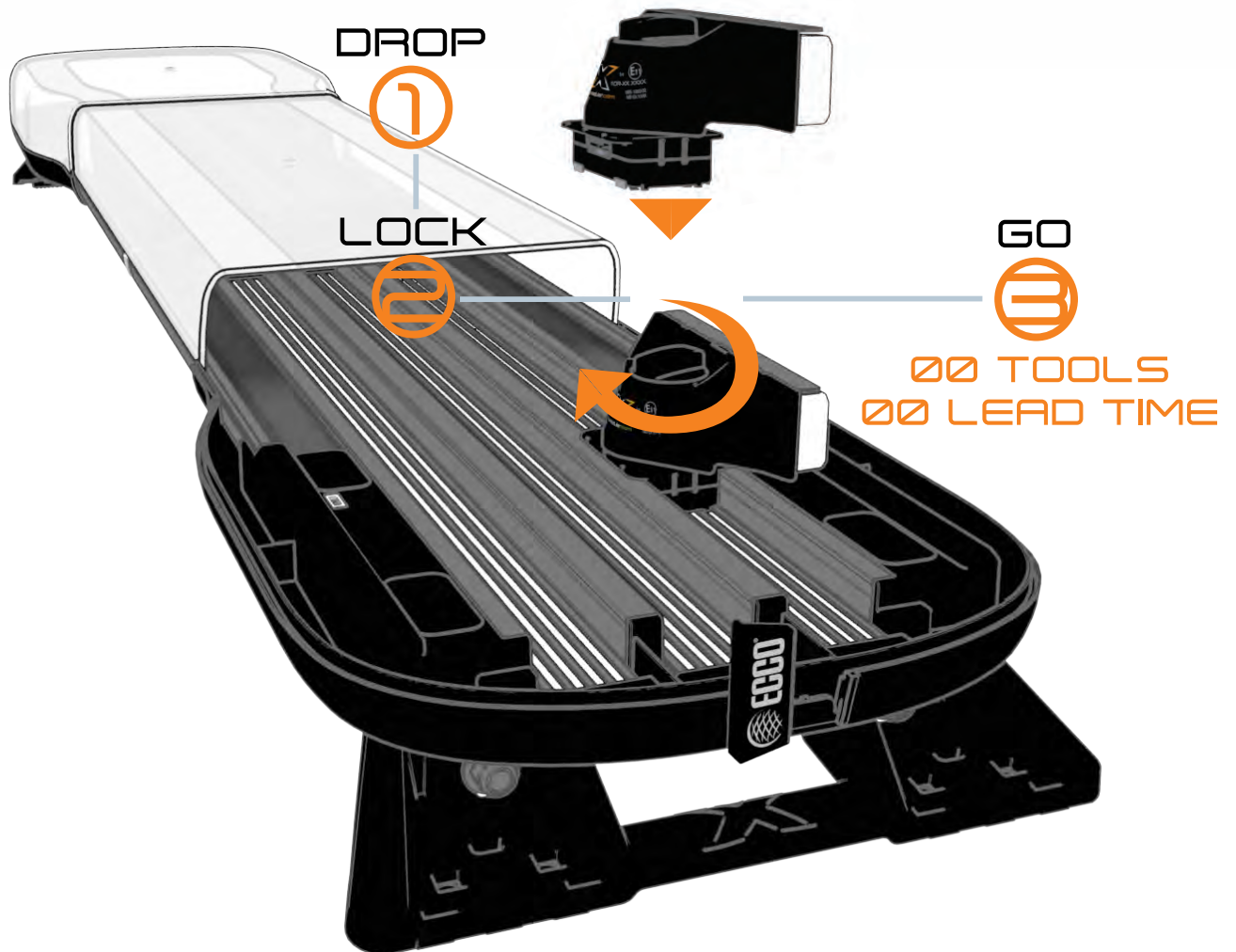


# **EZ1411 (48-72)**

Opal  
 Center Illumination  
 12-24  
 0.3-1.4  
 -  
 R10  
 5 Year



# modular lightbars





## More Bars = More Choices

ECCO now offers more lightbar choices than ever before with a total of three new models for 2016. The 21 Series isn't short on options either with bar lengths ranging from 22" to 58", choose from three, four, six, nine, and 18 LED warning modules (including dual-colors), LED worklamps, LED stop-tail-indicators, and even an integrated LED Safety Director™.







lightbars LED



ADDITIONAL COLORS & CUSTOM CONFIGURATIONS AVAILABLE



## 21 Series

SAE Class I LED Lightbar

Low-profile chassis

Three, four, six, nine, and 18 TIR LED modules







Integrated LED Safety Director™

19 flash patterns (independent flashing) or  
31 flash patterns (centrally controlled)

Aluminum chassis, polycarbonate base and lens

Magnet mount available for 22" lightbars (EZ2122MG)

### SYMBOLS

-  6 LED Warning Module
-  4 LED Warning Module
-  3 LED Warning Module
-  LED Stop-Tail-Indicator
-  LED Worklamps
-  Integrated LED Safety Director

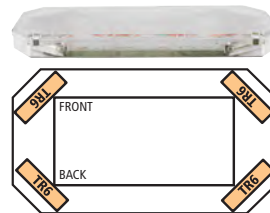
### AVAILABLE COLORS

Amber, Blue, Green, Red & White





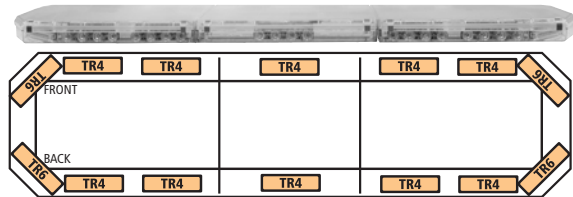
### DIMENSIONS

2.1 [53] H x 12.3 [312] W






**22"** # 21-00001-E

- C** Amber
- T** 4 LEDs
- V** 12
- A** 2.0
-  SAE J845 Class I, Cal. Title 13
-  5 Year





**47"** # 21-00004-E

- C** Amber
- T** 14 LEDs
- V** 12
- A** 7.0
-  SAE J845 Class I, Cal. Title 13
-  5 Year



**52"** # 21-00007-E

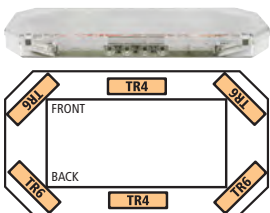
- C** Amber
- T** 10 LEDs, 2 STI, 2 WL
- V** 12
- A** 8.0
-  SAE J845 Class I, Cal. Title 13
-  5 Year



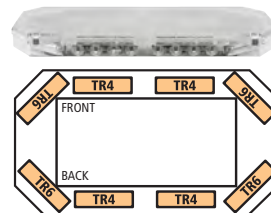
# lightbars LED



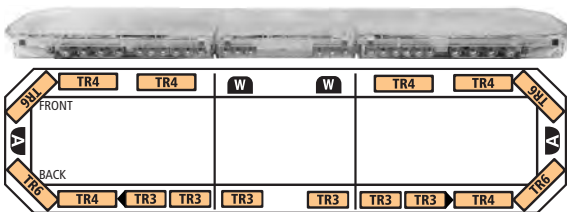
21-00008-E (back view)



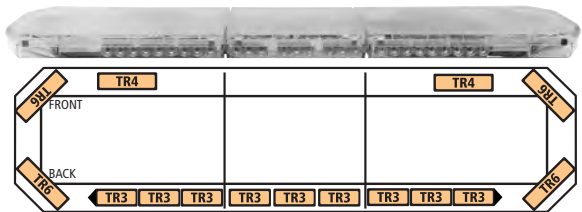
- 22"** # 21-00002-E  
**C** Amber  
**T** 6 LEDs  
**V** 12  
**A** 3.0  
 SAE J845 Class I, Cal. Title 13  
 5 Year




- 22"** # 21-00003-E  
**C** Amber  
**T** 8 LEDs  
**V** 12  
**A** 4.0  
 SAE J845 Class I, Cal. Title 13  
 5 Year




- 47"** # 21-00005-E  
**C** Amber  
**T** 16 LEDs, 2 AL, 2 WL, 6 Module Safety Director  
**V** 12  
**A** 12.0  
 SAE J845 Class I, Cal. Title 13  
 5 Year



- 47"** # 21-00006-E  
**C** Amber  
**T** 15 LEDs, 9 Module Safety Director  
**V** 12  
**A** 7.5  
 SAE J845 Class I, Cal. Title 13  
 5 Year



- 52"** # 21-00009-E  
**C** Amber  
**T** 16 LEDs, 6 Module Safety Director  
**V** 12  
**A** 8.0  
 SAE J845 Class I, Cal. Title 13  
 5 Year



- 58"** # 21-00008-E  
**C** Amber  
**T** 12 LEDs, 2 STI, 2 WL  
**V** 12  
**A** 9.0  
 SAE J845 Class I, Cal. Title 13  
 5 Year



# lightbars LED



ADDITIONAL COLORS & CUSTOM CONFIGURATIONS AVAILABLE

## 27 Series SAE Class I LED Lightbar

Medium-profile chassis

Three, eight, 12, and 22 reflective LED modules

Integrated LED Safety Director™

19 flash patterns (independent flashing) or  
31 flash patterns (centrally controlled)

Aluminum chassis, polycarbonate base and lens

Magnet mount available for 22" lightbars (EZ2122MG)

### SYMBOLS

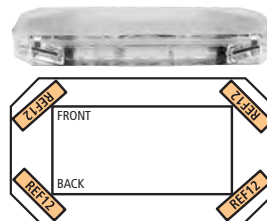
- REF12 12 LED Warning Module
- REF8 8 LED Warning Module
- REF3 3 LED Warning Module
- STI LED Stop-Tail-Indicator
- W LED Worklamps
- REF Integrated LED Safety Director

### AVAILABLE COLORS

Amber, Blue, Red & White




**DIMENSIONS** 2.7 [69] H  
x 12.2 [310] W



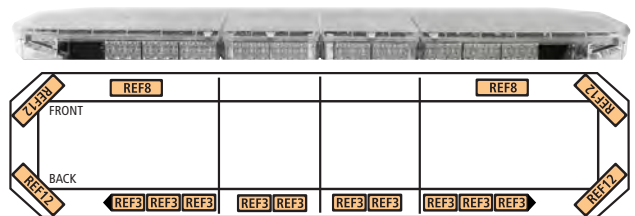
**22"** # 27-00001-E

- C** Amber
- T** 4 LEDs
- V** 12
- A** 2.0
- ☑ SAE J845 Class I, Cal. Title 13
- 🕒 5 Year



**47"** # 27-00004-E

- C** Amber
- T** 14 LEDs
- V** 12
- A** 7.0
- ☑ SAE J845 Class I, Cal. Title 13
- 🕒 5 Year



**52"** # 27-00006-E

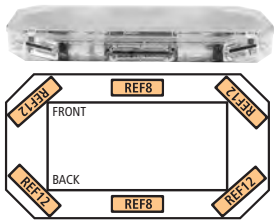
- C** Amber
- T** 16 LEDs, 10 Module Safety Director
- V** 12
- A** 8.0
- ☑ SAE J845 Class I, Cal. Title 13
- 🕒 5 Year



# lightbars LED

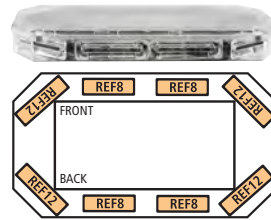


27-00007-E (back view)



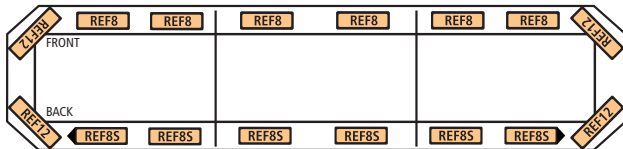
**22"** # 27-00002-E

- C** Amber
- T** 6 LEDs
- V** 12
- A** 3.0
- ☑ SAE J845 Class I, Cal. Title 13
- 🕒 5 Year



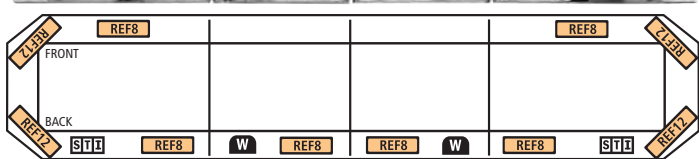
**22"** # 27-00003-E

- C** Amber
- T** 8 LEDs
- V** 12
- A** 4.0
- ☑ SAE J845 Class I, Cal. Title 13
- 🕒 5 Year



**52"** # 27-00005-E

- C** Amber
- T** 16 LEDs, 6 Module Safety Director
- V** 12
- A** 8.0
- ☑ SAE J845 Class I, Cal. Title 13
- 🕒 5 Year



**58"** # 27-00007-E

- C** Amber
- T** 10 LEDs, 2 STI, 2 WL
- V** 12
- A** 8.0
- ☑ SAE J845 Class I, Cal. Title 13
- 🕒 5 Year



# lightbars LED

ADDITIONAL COLORS & CUSTOM CONFIGURATIONS AVAILABLE



## 12 Series

### SAE Class I LED Lightbar

Available in-cab controller

33 flash patterns

Aluminum chassis, polycarbonate base and lens

#### SYMBOLS

**LED** LED Warning Module

**STT** LED Stop/Tail/Turn Lights

**W** LED Worklamps

**A** LED Alley Lights

#### OPTIONAL ACCESSORY

EZ0006 The optional controller provides convenient and easy control of the 33 built-in flash patterns and auxiliary LED modules (where applicable). Simply plug-n-play. Each lightbar is shipped with 'controller ready' wiring for fast, easy installation.



#### AVAILABLE COLORS


Amber, Blue, Clear, Green & Red



#### DIMENSIONS


2.5 [64] H x 11 [279] W

Controller  
3.6 [90] H x 5.9 [149] W x 0.7 [18] D



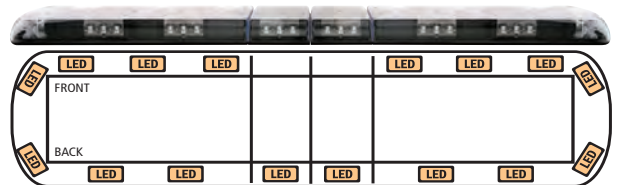
**48"** # 12-00001-E

- C** Amber
- T** 16 LEDs
- V** 12-24
- A** 7.2
- SAE J845 Class I, California Title 13, CE, R10
- 3 Year



**54"** # 12-00002-E

- C** Amber
- T** 16 LEDs
- V** 12-24
- A** 7.2
- SAE J845 Class I, California Title 13, CE, R10
- 3 Year



**60"** # 12-00003-E


- C** Amber
- T** 16 LEDs
- V** 12-24
- A** 7.2
- SAE J845 Class I, California Title 13, CE, R10
- 3 Year




# lightbars LED



12-00005-E (back view)



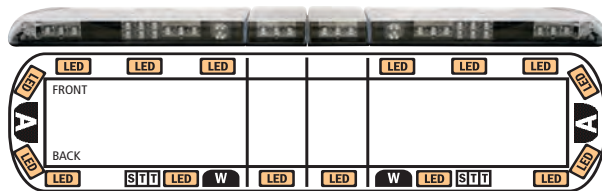
- 48"** # 12-00004-E
- C** Amber
- T** 16 LEDs, 2 WL, 2 AL
- V** 12-24
- A** 10.8
- ☑ SAE J845 Class I, California Title 13, CE, R10
- 🕒 3 Year



- 54"** # 12-00005-E
- C** Amber
- T** 16 LEDs, 2 WL, 2 AL, 2 STT
- V** 12-24
- A** 11.0
- ☑ SAE J845 Class I, California Title 13, CE, R10
- 🕒 3 Year



- 54"** # 12-00007-E
- C** Amber
- T** 10 LEDs, 2 WL, 2 STT
- V** 12-24
- A** 6.5
- ☑ SAE J845 Class I, California Title 13, CE, R10
- 🕒 3 Year




- 60"** # 12-00006-E
- C** Amber
- T** 16 LEDs, 2 WL, 2 AL, 2 STT
- V** 12-24
- A** 11.0
- ☑ SAE J845 Class I, California Title 13, CE, R10
- 🕒 3 Year



# lightbars LED

ADDITIONAL COLORS & CUSTOM CONFIGURATIONS AVAILABLE



## StreetLazer™

### 15 Series LED Lightbar

Available with TIR Optic or Reflective LED modules

Alternating or simultaneous flash (quad)

2" height profile

Aluminum base

#### SYMBOLS

LED Warning Module

Integrated LED Safety Director™

Additional modules available for custom configuration.

Illuminated rubber key touch-pad provides fingertip control of built-in Safety Director™ (included with Safety Director models).



#### DIMENSIONS

2 [53] H x 12 [305] W  
2.1 [53] H x 23.2 [590] W x 12.2 [310] D (22" lightbar)

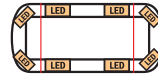
Controller  
2 [50] H x 3.5 [90] W x 0.5 [8] D

#### 23"

##### TIR Optic



# 15-00011-E  
Illuminates Amber  
12  
0.8  
80 FPMx4  
4 Bolt  
 2 Year Lightbar  
 5 Year Electrical

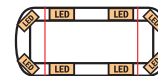


# 15-00015-E  
Illuminates Amber  
12  
1.6  
80 FPMx4  
4 Bolt  
 2 Year Lightbar  
 5 Year Electrical

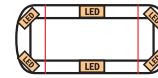
##### REFLECTIVE



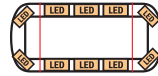
# 15-01423-E  
Illuminates Amber  
12  
2.8  
80 FPMx4  
4 Bolt  
 2 Year Lightbar  
 5 Year Electrical



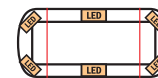
# 15-01428-E  
Illuminates Amber  
12  
5.6  
80 FPMx4  
4 Bolt  
 2 Year Lightbar  
 5 Year Electrical



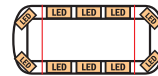
# 15-00013-E  
Illuminates Amber  
12  
1.2  
80 FPMx4  
4 Bolt  
2 Year Lightbar  
5 Year Electrical



# 15-00019-E  
Illuminates Amber  
12  
2.0  
80 FPMx4  
4 Bolt  
2 Year Lightbar  
5 Year Electrical



# 15-01427-E  
Illuminates Amber  
12  
4.2  
80 FPMx4  
4 Bolt  
2 Year Lightbar  
5 Year Electrical




# 15-01429-E  
Illuminates Amber  
12  
7.0  
80 FPMx4  
4 Bolt  
2 Year Lightbar  
5 Year Electrical







# lightbars halogen



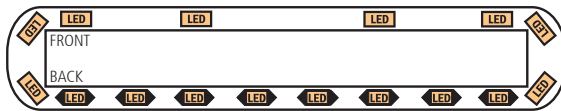
15-00037-E (front view)



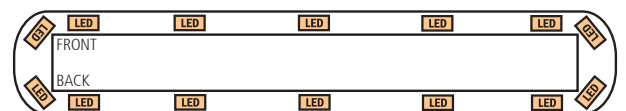
**39"** # 15-00035-E  
**C** Amber  
**T** TIR  
**V** 12  
**A** 1.6  
**F** 80 FPMx4  
 ⌚ 2 Year Lightbar  
 ⌚ 5 Year Electrical



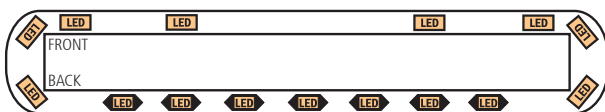
**49"** # 15-00036-E  
**C** Amber  
**T** TIR  
**V** 12  
**A** 1.6  
**F** 80 FPMx4  
 ⌚ 2 Year Lightbar  
 ⌚ 5 Year Electrical



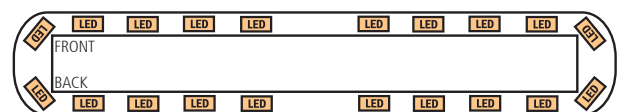
<b>49"</b> # 15-00037-E	<b>15-01424-E</b>
<b>C</b> Amber	Amber
<b>T</b> TIR	Reflective
<b>V</b> 12	12
<b>A</b> 3.2	4.9
<b>F</b> 80 FPMx4	80 FPMx4
⌚ 2 Year Lightbar	2 Year Lightbar
⌚ 5 Year Electrical	5 Year Electrical



<b>54"</b> # 15-00038-E	<b>15-01426-E</b>
<b>C</b> Amber	Amber
<b>T</b> TIR	Reflective
<b>V</b> 12	12
<b>A</b> 2.9	4.3
<b>F</b> 80 FPMx4	80 FPMx4
⌚ 2 Year Lightbar	2 Year Lightbar
⌚ 5 Year Electrical	5 Year Electrical



<b>54"</b> # 15-00039-E	<b>15-01425-E</b>
<b>C</b> Amber	Amber
<b>T</b> TIR	Reflective
<b>V</b> 12	12
<b>A</b> 3.0	4.6
<b>F</b> 80 FPMx4	80 FPMx4
⌚ 2 Year Lightbar	2 Year Lightbar
⌚ 5 Year Electrical	5 Year Electrical



<b>54"</b> # 15-01255-E
<b>C</b> Amber
<b>T</b> TIR
<b>V</b> 12
<b>A</b> 4.0
<b>F</b> 80 FPMx4
⌚ 2 Year Lightbar
⌚ 5 Year Electrical



# lightbars LED

ADDITIONAL COLORS & CUSTOM CONFIGURATIONS AVAILABLE



10-00048-E (front view)

## StreetLazer™

### 10 Series LED Lightbar

Alternating or simultaneous flash (quad)

Roof-hugging design

LEDisector™ option

#### SYMBOLS

LED Warning Module

Corner LED Module (x3)

LEDisector™ Option (multifunction intersection clearing, takedown, alley and worklamp)

Integrated LED Safety Director™

Additional modules available for custom configuration.


Illuminated rubber key touch-pad provides fingertip control of built-in Safety Director™ (included with Safety Director models).



#### DIMENSIONS


2 [53] H x 12 [305] W

Controller  
2 [50] H x 3.5 [90] W x 0.5 [8] D



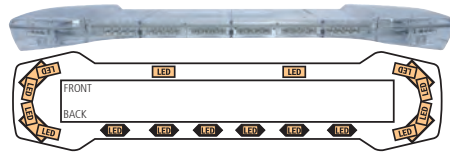
**47"** # 10-00047-E

- C** Amber
- V** 12
- A** 3.8
- F** 80 FPMx4
- 2 Year Lightbar, 5 Year Electrical



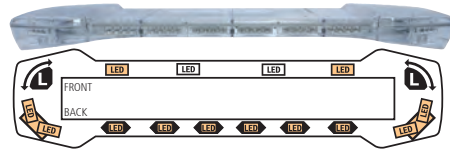
**47"** # 10-00631-E

- C** Amber
- V** 12
- A** 3.8
- F** 80 FPMx4
- 2 Year Lightbar, 5 Year Electrical



**52"** # 10-00048-E

- C** Amber
- V** 12
- A** 4.0
- F** 80 FPMx4
- 2 Year Lightbar, 5 Year Electrical



**52"** # 10-00632-E

- C** Amber
- V** 12
- A** 4.4
- F** 80 FPMx4
- 2 Year Lightbar, 5 Year Electrical



# lightbars halogen

ADDITIONAL COLORS & CUSTOM CONFIGURATIONS AVAILABLE



654001 (back view)

**EVOLUTION**

## 60 Series Halogen Lightbar









Compact, low profile design





















Belt-drive rotator mechanism

Free-form optical reflector  
maximizes light output

Many auxiliary lighting  
options available

### SYMBOLS

-  Rotator
-  'V' & Diamond Mirrors
-  Stop/Tail/Turn Lights
-  360° Strobe
-  D.O.T. Lights
-  Worklamps
-  Directional Strobe
-  Directional Halogen

 <b>36" 6363001</b> <b>C</b> Amber <b>V</b> 12 <b>A</b> 15.6 <b>F</b> 1120  R10  2 Year Lightbar 3 Month Bulb	 <b>36" 6363003</b> Amber (strobe) 12 3.9 260 R10 2 Year Lightbar 6 Month Tube	 <b>36" 6363011</b> Amber / Clear 12 15.6 1120 R10 2 Year Lightbar 3 Month Bulb
 <b>48" 6483002</b> <b>C</b> Amber <b>V</b> 12 <b>A</b> 20.4 <b>F</b> 1280  R10  2 Year Lightbar 3 Month Bulb	 <b>48" 6483010</b> Amber 12 29.6 1280 - 2 Year Lightbar 3 Month Bulb	 <b>48" 6483011</b> Amber (strobe) 12 7.8 520 CE, R10 2 Year Lightbar 6 Month Tube
 <b>54" 6543001</b> <b>C</b> Amber <b>V</b> 12 <b>A</b> 25.5 <b>F</b> 1760  R10  2 Year Lightbar 3 Month Bulb	 <b>54" 6543002</b> Amber 12 20.4 1280 R10 2 Year Lightbar 3 Month Bulb	 <b>54" 6543050</b> Amber 12 28.9 730 SAE J845 Class I 2 Year Lightbar 3 Month Bulb
 <b>54" 6545001</b> <b>C</b> Amber <b>V</b> 12 <b>A</b> 29.8 <b>F</b> 1120  SAE J845 Class I  2 Year Lightbar 3 Month Bulb	 <b>60" 6603060</b> Amber 12 37.1 2500 SAE J845 Class I 2 Year Lightbar 3 Month Bulb	 <b>60" 6605004</b> Amber 12 43.3 1460 SAE J845 Class I 2 Year Lightbar 3 Month Bulb



# THE DIRT

**DIRTY & DIRTY**  
A maintenance man  
takes his dirtiest work tales

**KICKING IT IN KENTUCKY**  
outside of Louisville, there's a lot to  
see in Possibility City

## WHERE'S THE BEEP? 12

MFAs quietly gain traction in cities and neighborhoods

**ALWAYS ALERT**  
the UK's AA: a story of road  
safety evolution since 1985

4

A 'DIFFERENTER' COMPANY  
Cincinnati's J&M Auto

Issue 1 | 2014 | pub

# THE DIRT

8

**WHAT GOES AROUND COMES AROUND**  
online shopping reinvents mall order  
and opens up the free market

## GOING BIG

the Panama Canal expansion

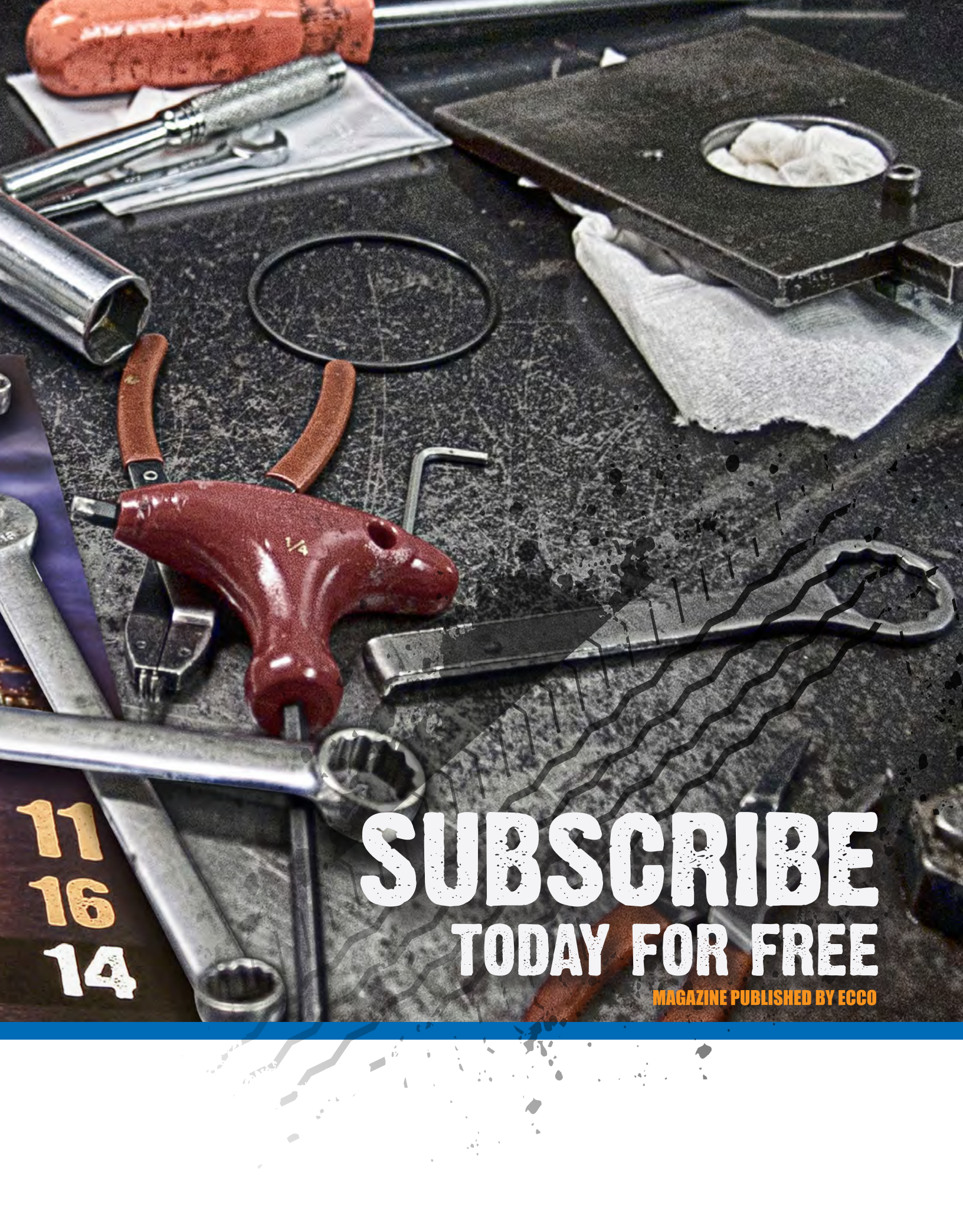
**COVER YOUR BACK**  
smart ways to protect your people,  
your assets, and your goodwill

**GETTING GOODS TO MARKET**  
an intricate system of ships,  
ports, rail, and trucks

Issue 5 | 2015 | published by ECCO

### Get The Dirt

Want the latest information on commercial vehicle safety? Want to keep up with the latest goings on at ECCO? You're gonna have to get your nose in *The Dirt* with a free subscription to our industry magazine.



11  
16  
14

# SUBSCRIBE TODAY FOR FREE

MAGAZINE PUBLISHED BY ECCO

# Safety Director™



## Small Size, Big Control, Massive Warning

The 3400 Series Safety Director™ redefines the traffic direction stick. Only 2" tall and 2.5" deep, while the stick itself is compact, the controller features big buttons and flash pattern mimicking for easy control. The SAE Class I certified LEDs pack a massive punch of light back down the highway, right where it's needed.

## Safety Director™



### 3400 Series

SAE Class I LED

Nine flash patterns

Unobtrusive interior or exterior mounting

Soft touch controller with flash pattern display and auxiliary switch

Includes signal bar, controller and cable

20A auxiliary relay included

#	3410A	3435A	3455A
C	Amber	Amber	Amber
⊙	15'	35'	55'
V	12	12	12
A	1.6	1.6	1.6
⊙	SAE J595 Class I CE, R10	SAE J595 Class I CE, R10	SAE J595 Class I CE, R10
⌚	3 Year	3 Year	3 Year

#### DIMENSIONS

1.9 [48] H x 48.1 [1222] W x 2.5 [63] D

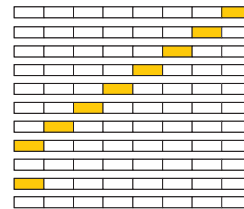
Controller  
3.6 [90] H x 5.9 [149] W x 0.7 [18] D

#### SYSTEM COMPONENTS

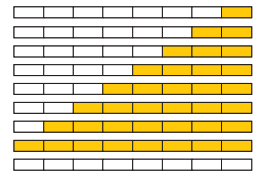
- 3410CB Controller
- 3410LBA Signal Bar
- 3410-15 15' Cable
- 3410-35 35' Cable
- 3410-55 55' Cable

### Flash Patterns

#### LEFT



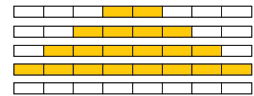
#### LEFT SOLID



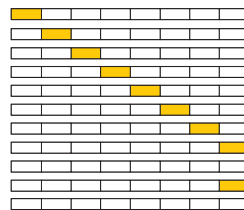
#### CENTER OUT



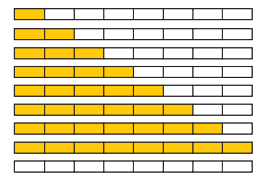
#### CENTER OUT SOLID



#### RIGHT



#### RIGHT SOLID



#### WIG WAG



#### ALTERNATING QUAD FLASH



#### ALTERNATING SINGLE FLASH





# Safety Director™

## Safety Director™



### ED3300 Series SAE Class I LED

Nine flash patterns

Interior or exterior mounting

Soft-touch controller with flash pattern display and auxiliary switch

Includes signal bar, controller and cable

20A auxiliary relay included

#	ED3315A	ED3335A	ED3355A
C	Amber	Amber	Amber
⊙	15'	35'	55'
V	12-24	12-24	12-24
A	1.6	1.6	1.6
✓	SAE J595 Class I R10	SAE J595 Class I R10	SAE J595 Class I R10
⌚	3 Year	3 Year	3 Year

#### DIMENSIONS

2 [51] H x 48.5 [1232] W x 3 [76] D

Controller

3.6 [90] H x 5.9 [149] W x 0.7 [18] D

**REPLACEMENT MODULES** ED3300 Series are offered in Amber only; however, replacement color modules are available.

#### ER3300X

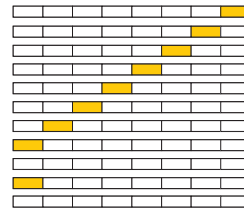
Replace 'X' with A=Amber, B=Blue, C=Clear, R=Red

#### SYSTEM COMPONENTS

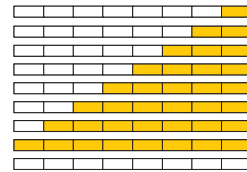
- 3410CB Controller
- ED3300LBA Signal Bar
- 3410-15 15' Cable
- 3410-35 35' Cable
- 3410-55 55' Cable

### Flash Patterns

#### LEFT



#### LEFT SOLID



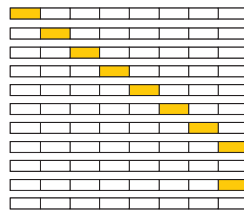
#### CENTER OUT



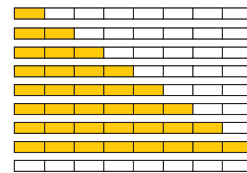
#### CENTER OUT SOLID



#### RIGHT



#### RIGHT SOLID



#### WIG WAG



#### ALTERNATING QUAD FLASH



#### ALTERNATING SINGLE FLASH







## ED3307 Series


### SAE Class I LED

35 flash patterns

Single unit (ED3307A) or split arrow (ED3307SA) options

16 high-powered 3811 LED modules (see page 10)

Includes signal bar, controller and cable



- # **ED3307A**  
**C** Amber  
**T** Single unit  
 35'  
 12-24  
 2.8  
 SAE J595 Class I, CE, R10  
 3 Year



- # **ED3307SA**  
 Amber  
 Split arrow  
 35'  
 12-24  
 2.8  
 SAE J595 Class I, CE, R10  
 3 Year

#### DIMENSIONS

ED3307A: 24.4 [620] H x 53.8 [1367] W x 3.2 [81] D  
 ED3307SA: 24.4 [620] H x 28 [711] W x 3.2 [81] D (per arrow)

Controller  
 2.1 [53] H x 6.1 [155] W x 0.7 [18] D

#### REPLACEMENT MODULES

ED3300 Series are offered in Amber only; however, replacement color modules are available.

#### ER3300X

Replace 'X' with A=Amber, B=Blue, C=Clear, R=Red

#### SYSTEM COMPONENTS

ED3307CB Controller  
 R3307SACBL 30' Arrow-to-Arrow Cable (ED3307SA)  
 3410-15 15' Cable  
 3410-35 35' Cable  
 3410-55 55' Cable

## Flash Patterns

#### One lamp sequence then double flash

- 1 Flash - Wig wag
- 2 Right sweep - Single lamp L-R sequentially / double flash
- 3 Left sweep - Single lamp R-L sequentially / double flash
- 4 Center - Single lamp center out / double flash

#### Two lamp sequence then double flash

- 5 Flash - Wig wag alternating
- 6 Right sweep - Two lamp L-R sequentially / double flash
- 7 Left sweep - Two lamp R-L sequentially / double flash
- 8 Center - Two lamp center out / double flash

#### Six lamp sequence then double flash

- 9 Flash - Hyper wig wag
- 10 Right sweep - Six lamp L-R sequentially / double flash
- 11 Left sweep - Six lamp R-L sequentially / double flash
- 12 Center - Six lamp center out / double flash

#### Sequence to solid double flash

- 13 Flash - Wig wag
- 14 Right sweep - L-R sequentially / solid double flash
- 15 Left sweep - R-L sequentially / solid double flash
- 16 Center - Center out / solid double flash

#### One lamp sequence then triple flash

- 17 Flash - Hyper alternating
- 18 Right sweep - Single lamp L-R sequentially / triple flash
- 19 Left sweep - Single lamp R-L sequentially / triple flash
- 20 Center - Single lamp center out / triple flash

#### Three lamp sequence then double flash

- 21 Flash - Alternating solid
- 22 Right sweep - Three lamp L-R sequentially / double flash
- 23 Left sweep - Three lamp R-L sequentially / double flash
- 24 Center - Three lamp center out / double flash

#### Sequence on/off

- 25 Flash - Hyper wig wag
- 26 Right sweep - L-R sequentially / off
- 27 Left sweep - R-L sequentially / off
- 28 Center - Center out / solid

#### Solid arrow

- 29 Flash - Wig wag
- 30 Right sweep - Right side on/off
- 31 Left sweep - Left side on/off
- 32 Center - All lamps on/off

#### Flash with no arrows

- 33 Cycle flash - Wig wag
- 34 Solid flash - Wig wag
- 35 Solid flash - Alternating





# Safety Director™

## NARROWSTIK™



37048AS

### 37038AS Series

SAE Class I LED

32 flash patterns

Comprises eight 3703 LED modules (37038AS) or six 3705 and two 3704 LED modules (37048AS) (see page 12)

Includes signal bar, in-cab rocker switch panel, and cable

Aluminum housing

#	<b>37038AS</b>	<b>37048AS</b>
C	Amber	Amber
T	29" length	48" length
⊙	15'	15'
V	12-24	12-24
A	0.5	0.8
⊙	SAE J595 Class I	SAE J595 Class I
🕒	3 Year	3 Year

#### DIMENSIONS

37038AS: 1.4 [36] H x 28.8 [732] W  
37048AS: 1.9 [48] H x 47.5 [1207] W

Switch Panel  
2.4 [61] H x 3 [76] W x 2.9 [74] D

### Flash Patterns

#### One lamp sequence then double flash

- 1 Wig wag
- 2 Right sweep - Single lamp L-R sequentially / double flash
- 3 Left sweep - Single lamp R-L sequentially / double flash
- 4 Center - Single lamp center out / double flash

#### Two lamp sequence then double flash

- 5 Wig wag - Single flash
- 6 Right sweep - Two lamp L-R sequentially / double flash
- 7 Left sweep - Two lamp R-L sequentially / double flash
- 8 Center - Two lamp center out / double flash

#### Four lamp sequence then double flash

- 9 Wig wag
- 10 Right sweep - Six lamp L-R sequentially / double flash
- 11 Left sweep - Six lamp R-L sequentially / double flash
- 12 Center - Six lamp center out / double flash

#### Sequence to solid double flash

- 13 Wig wag
- 14 Right sweep - L-R sequentially / solid double flash
- 15 Left sweep - R-L sequentially / solid double flash
- 16 Center - Center out / solid double flash

#### One lamp sequence then triple flash

- 17 Wig wag
- 18 Right sweep - Single lamp L-R sequentially / triple flash
- 19 Left sweep - Single lamp R-L sequentially / triple flash
- 20 Center - Single lamp center out / triple flash

#### Sequence on/off

- 21 Wig wag - Double flash
- 22 Right sweep - L-R sequentially / double flash
- 23 Left sweep - R-L sequentially / double flash
- 24 Center - Center out / solid

#### Sequence (slow) on/off

- 25 Wig wag
- 26 Right sweep (slow) - L-R sequentially / off
- 27 Left sweep (slow) - R-L sequentially / off
- 28 Center - Center out / solid

#### Solid arrow

- 29 Wig wag
- 30 Right sweep - Right side on/off
- 31 Left sweep - Left side on/off
- 32 Center - All lamps on/off

# ASK FOR ECCO GET FREE TRUCKS



## COLLECT THEM ALL

From back left to right: Front loader, cement truck, crane, forklift. From front left to right: Off-highway dump truck, refuse truck, tanker truck, on-highway dump truck.

## Get Your Hands on This Set of Limited-Edition Model Vehicles in ECCO's Biggest Ever End-User Promotion

In many ECCO product boxes, you'll find a series of six leaflets that describes ECCO's industry-first products, our social media outlets, or facts about the company. On the back of each leaflet is a 'Claim Your Truck' panel. Collect six leaflets and redeem them for a collectible die-cast model truck, absolutely free! Collect eight sets of leaflets to get the whole fleet of model trucks! Make no mistake, these aren't tiny toy trucks. These adult collectibles are 1:50 and 1:25 scale models, all in distinctive ECCO blue.



## Worklamp Lumen Ratings

### Raw Lumens

The lumen output of a worklamp measured between 30 and 120 seconds after the light has been activated.

### Effective Lumens

The lumen output of a worklamp after the device has been running steadily for 30 minutes. This measurement allows for thermal and optical losses in light output as the lamp warms to normal operation.

All lumen ratings are measured using an Integrating Sphere and are not based on mathematical calculation.



### FLOOD BEAM

A wide, medium range beam ideal for general work area illumination



### SPOT BEAM

A narrowly focused, long range beam ideal for focusing on a specific area

For representation only. Actual beam pattern may vary.



## Take Control of the Night

Overnight or underground, the patented Equinox™ worklamp is just what you need to flood your work site with light. Don't let its distinctive look overshadow its deliberate design. With features like a moisture-wicking vent, aluminum heatsink housing, and polycarbonate lens, this worklamp is more than just a pretty face. And, if you need an obstruction marker light, activate its Lo-Glo® illuminated logo.



# worklamps LED



## EW2102

Square LED

Eight 3-watt LEDs

ECCO Lo-Glo® obstruction marker light

Moisture-wicking vent

Aluminum heatsink housing and polycarbonate lens

UV hardcoat

- # EW2102
- V 12-24
- A 2.6
- L 2000 Raw, 1600 Effective Flood
- ☑ CE, R10, IP67
- 🕒 3 Year

### DIMENSIONS

4.9 [124] H x 4.3 [110] W x 2.2 [55] D  
5.4 [137] H including bracket



## EW2101

Square LED

Six 3-watt LEDs

Clear and amber illumination available

Aluminum heatsink housing and polycarbonate lens



- # EW2101
- V 12-24
- A 1.9
- L 1650 Raw, 1400 Effective Flood
- ☑ CE, R10, IP67
- 🕒 3 Year

### DIMENSIONS

4.9 [124] H x 4.3 [110] W x 2.2 [55] D  
5.4 [137] H including bracket



- # EW2101A
- C Amber
- V 12-24
- A 1.8
- L Flood
- ☑ CE, R10, IP67
- 🕒 3 Year



POP-5

Equinox™ countertop display (includes product & power supply)





## Camo Cool

For work or play, whether you're fixing a broken down vehicle on the side of the road, performing night-time maintenance, or enjoying the great outdoors on a hunting or camping trip, ECCO's camo worklamp is cool in any situation. Just try not to lose it!



# worklamps LED

## EW2461

### Square Magnetic LED

Five 3-watt LEDs

Dual-color models feature double and quad flash warning modes

Rechargeable lithium battery, estimated run time of 3-4 hours

Cigarette socket and North American AC wall charger supplied



# EW2461-NA  
 C Clear   
 V 12-24  
 L 650 Raw, 600 Effective  
 Flood  
 1 Year



# EW2461-CAMO  
 C Clear   
 V 12-24  
 L 650 Raw, 600 Effective  
 Flood  
 1 Year



# EW2461CA-NA  
 C Clear  / Amber   
 V 12-24  
 L 650 Raw, 600 Effective (clear)  
 Flood  
 1 Year



# EW2461CR-NA  
 C Clear  / Red   
 V 12-24  
 L 650 Raw, 600 Effective (clear)  
 Flood  
 1 Year

#### DIMENSIONS

7.7 [195] H x 4.5 [115] W x 3.9 [100] D  
9.1 [230] H including handle

DISCLAIMER: Product performance and specifications are based upon evaluation of a fully-charged, new battery. It is normal for all batteries to degrade and lose capacity over time.



**EW2470-CP / EW2471-CP**  
Six-pack countertop display (includes product)




## EW2470 Series

Square LED




Five 3-watt LEDs

Aluminum heatsink housing and polycarbonate lens



# **EW2471**  
**V** 12-24  
**A** 1.2  
**L** 550 Raw, 500 Effective  
 Flood  
 CE, R10, IP67  
 3 Year



# **EW2470**  
 12-24  
 1.2  
 600 Raw, 550 Effective  
 Spot  
 CE, R10, IP67  
 3 Year

### DIMENSIONS

3.9 [98] H x 3.3 [85] W x 1.6 [42] D  
 4.3 [108] H including bracket



## These Lamps Fly off the Shelf – or Counter

Square, round, oval, packaged in point-of-sale clamshells, and available in a countertop display pack. These lamps look great on display gondolas, counters and most importantly on trucks. What's more, ECCO's EW2400 Series line of worklamps are just as functional as they are good looking.





# worklamps LED

## EW2480 Series

Round LED

Five 3-watt LEDs

Aluminum heatsink housing and polycarbonate lens



- # EW2481
- V 12-24
- A 1.2
- L 600 Raw, 600 Effective
- Flood
- CE, R10, IP67
- 3 Year



- EW2480
- 12-24
- 1.2
- 550 Raw, 500 Effective
- Spot
- CE, R10, IP67
- 3 Year

### DIMENSIONS

3.8 [96] H x 3.3 [85] W x 1.7 [43] D  
4.2 [106] H including bracket



EW2480-CP / EW2481-CP  
Six-pack countertop display (includes product)



## EW2490 Series

Oval LED

Five 3-watt LEDs

Aluminum heatsink housing and polycarbonate lens



- # EW2491
- V 12-24
- A 1.2
- L 550 Raw, 450 Effective
- Flood
- CE, R10, IP67
- 3 Year



- EW2490
- 12-24
- 1.2
- 550 Raw, 500 Effective
- Spot
- CE, R10, IP67
- 3 Year

### DIMENSIONS

3.1 [79] H x 3.9 [98] W x 1.7 [43] D  
3.5 [89] H including bracket



EW2490-CP / EW2491-CP  
Six-pack countertop display (includes product)





**EW2019-CP**  
Six-pack countertop display (includes 6 pairs of product)

## EW2019 Series

Rectangular LED

33 1-watt LEDs

Aluminum heatsink housing and polycarbonate lens

- # EW2019
- V 12-24
- A 0.4
- L 600 Raw, 550 Effective
- Flood
- CE, IP67, RoHS
- 3 Year

**EW2019-P (Pair)**  
Packaged in pairs

**DIMENSIONS**  
2 [52] H x 3.7 [93] W x 0.9 [23] D  
2.6 [67] H x 3.7 [93] W including bracket



## Two Heads Are Better than One

They say great things come in pairs, and in this case they're spot on. ECCO's EW2019 worklamps are not only good looking, budget conscious, and ideal for a wide range of vehicles with their slim-line design, but they're also available pre-packaged in pairs. When was the last time you saw just one worklamp on a truck?



# worklamps LED

## EW2020 Series

### Mini Oval LED

Two 3-watt LEDs

Surface or bracket mount

Aluminum heatsink housing and polycarbonate lens

Supplied with four bezels: blue, black, chrome & white



# **EW2021**  
 V 12-24  
 A 0.4  
 L 300 Raw, 250 Effective  
 Flood  
 3 Year



# **EW2020**  
 V 12-24  
 A 0.4  
 L 300 Raw, 250 Effective  
 Spot  
 3 Year

**EW2021-P (Pair)**  
 Packaged in pairs

**EW2020-P (Pair)**  
 Packaged in pairs

#### DIMENSIONS

2 [51] H x 3.1 [79] W x 1.5 [38] D  
 2.75 [70] H x 4.87 [124] W including bracket

## EW2304 Series

### Mini Square LED

Two 10-watt LEDs

Compact design with improved light output

Aluminum heatsink housing and toughened glass lens



# **EW2303**  
 V 12-24  
 A 1.2  
 L 1250 Raw, 1150 Effective  
 Flood  
 3 Year



# **EW2304**  
 V 12-24  
 A 1.2  
 L 1250 Raw, 1150 Effective  
 Spot  
 3 Year

#### DIMENSIONS

3.7 [94] H x 3.8 [97] W x 2.8 [71] D  
 3.9 [99] H including bracket



#### ACCESSORIES

ER2020B Blue Bezel  
 ER2020BLK Black Bezel  
 ER2020C Chrome Bezel  
 ER2020W White Bezel





## EW2310 Series

Square LED

Nine 10-watt LEDs

High-intensity beam

Heavy duty stainless steel bracket

Aluminum heatsink housing and polycarbonate lens



# **EW2311**  
**V** 12-24  
**A** 5.3  
**L** 4950 Raw, 3600 Effective  
 Flood  
 IP69K  
 3 Year



# **EW2310**  
 12-24  
 5.3  
 5100 Raw, 3600 Effective  
 Spot  
 IP69K  
 3 Year

**DIMENSIONS** 5.5 [139] H x 5.7 [144] W  
 x 4.6 [117] D 6.2 [157] H including bracket



## EW2510 Series

Square LED

Nine 10-watt LEDs

High-intensity beam

Vibration dampening bracket

Aluminum heatsink housing and polycarbonate lens



# **EW2511**  
**V** 12-24  
**A** 4.8  
**L** 5000 Raw, 4500 Effective  
 Flood  
 2 Year



# **EW2510**  
 12-24  
 4.8  
 5100 Raw, 4500 Effective  
 Spot  
 2 Year

**DIMENSIONS**  
 6.5 [164] H x 5.3 [134] W x 4.9 [123] D  
 Includes bracket



# worklamps LED

## EW2300 Series

### Rectangular LED

Six 10-watt LEDs

High-intensity beam

Aluminum heatsink housing and toughened glass lens



- # EW2301
- V 12-24
- A 2.7
- L 3000 Raw, 2600 Effective
- Beam Flood
- CE
- 3 Year



- # EW2300
- V 12-24
- A 2.7
- L 3100 Raw, 2700 Effective
- Beam Spot
- CE
- 3 Year

#### DIMENSIONS

4.2 [107] H x 6.6 [167] W x 2.5 [63] D  
4.9 [125] H including bracket



## EW2330 Series

### Square LED

Eight 10-watt LEDs

High-intensity beam

Heavy duty stainless steel bracket

Aluminum heatsink housing and polycarbonate lens



- # EW2331
- V 12-24
- A 4.8
- L 4850 Raw, 3900 Effective
- Beam Flood
- 3 Year



- # EW2330
- V 12-24
- A 4.8
- L 4600 Raw, 3950 Effective
- Beam Spot
- 3 Year

#### DIMENSIONS

4.9 [126] H x 4.9 [126] W x 3.6 [92] D  
5.4 [138] H including bracket





**worklamps LED**



**E94011**  
Modular Connector



## EW2320 Series

### Modular Rectangular LED

Five 10-watt LEDs

Can be connected vertically or horizontally

Aluminum heatsink housing

Polycarbonate lens



#	<b>EW2321</b>
V	12-24
A	2.2
L	2400 Raw, 2100 Effective
▶	Flood A
⊕	IP67
⌚	3 Year

#	<b>EW2320</b>
V	12-24
A	2.2
L	2400 Raw, 2100 Effective
▶	Spot
⊕	IP67
⌚	3 Year

#### DIMENSIONS

3.0 [77] H x 7 [178] W x 2.5 [63] D  
2.76 [70] D including bracket

## EW2340 Series

### Oval LED

Four 10-watt LEDs

Improved light output

Aluminum heatsink housing

Polycarbonate lens



#	<b>EW2341</b>
V	12-24
A	1.9
L	2050 Raw, 1550 Effective
▶	Flood
⊕	3 Year

#	<b>EW2340</b>
V	12-24
A	1.9
L	2200 Raw, 1700 Effective
▶	Spot
⊕	3 Year

#### DIMENSIONS

3.1 [79] H x 5.3 [135] W x 2.8 [71] D  
5 [127] H including bracket





# worklamps LED

## EW2450 Series

Square LED

Nine 3-watt LEDs

On/off switch

360° stainless steel rotation axis

Removable handle (reinforced nylon)

Aluminum heatsink housing

Polycarbonate lens



# EW2451  
 VAL 12-24  
 2.2  
 1300 Raw, 1100 Effective  
 Flood  
 Permanent  
 CE  
 3 Year



EW2451-MG  
 12-24  
 2.2  
 1300 Raw, 1100 Effective  
 Flood  
 Magnet  
 CE  
 3 Year



# EW2450  
 VAL 12-24  
 2.2  
 1300 Raw, 1100 Effective  
 Spot  
 Permanent  
 CE  
 3 Year



EW2450-MG  
 12-24  
 2.2  
 1300 Raw, 1100 Effective  
 Spot  
 Magnet  
 CE  
 3 Year

### DIMENSIONS

5.2 [131] H x 4.3 [110] W x 3.3 [83] D  
8.1 [205] H including bracket



Magnet Mount Available

Rotation axis

On/off switch



## EW2000

### Oval LED Pedestrian Spotlight

Four 3-watt LEDs

Blue or red spot projection

Pedestrian warning for material handling applications

Aluminum heatsink housing

Polycarbonate lens

#### # EW2000B

V Blue   
A 12-60  
L 0.9  
Pedestrian Spot  
R10  
3 Year

#### EW2000R

Red   
12-60  
0.9  
Pedestrian Spot  
R10  
3 Year

#### DIMENSIONS

3.6 [91] H x 5.6 [143] W x 2.5 [65] D  
4.8 [121] H including bracket



## EW2010

### Round LED Pedestrian Arrow

Three 3-watt LEDs

Blue or red arrow projection

Pedestrian warning for material handling applications

Aluminum heatsink housing

Polycarbonate lens

#### # EW2010B

V Blue   
A 12-56  
L 0.6  
Pedestrian Arrow  
R10  
3 Year


#### EW2010R

Red   
12-56  
0.6  
Pedestrian Arrow  
R10  
3 Year

#### DIMENSIONS

4 [102] H x 3.8 [95] W x 3.5 [89] D  
4.8 [121] H including bracket





## Pointing the Way to Safety

Designed to be seen ahead of material handling equipment where blind corners are present, ECCO's EW2010 LED Pedestrian Arrow Spotlights provide visual warning for those walking in the vicinity of mobile equipment. These essential safety devices project a blue or red arrow onto the ground either to the front or rear of the vehicle where warehouse racking can easily conceal forklifts.








## E92005

### Round LED

Nine 3-watt LEDs

Aluminum heatsink housing

Acrylic lens

- # E92005
- V 12-24
- A 1.2
- L 1000 Raw, 950 Effective
-  Flood
-  CE
-  2 Year

#### DIMENSIONS

4.3 [110] H x 4.3 [110] W x 1.8 [45] D  
5 [128] H including bracket






## E92006

### Square LED

Nine 3-watt LEDs

Aluminum heatsink housing

Acrylic lens

- # E92006
- V 12-24
- A 1.3
- L 1300 Raw, 1200 Effective
-  Flood
-  CE
-  2 Year

#### DIMENSIONS

4.3 [110] H x 4.3 [110] W x 1.8 [45] D  
5 [128] H including bracket



# worklamps LED




## E92004

Round LED

Six 3-watt LEDs

Aluminum heatsink housing

Acrylic lens

- # E92004
- V 12-24
- A 0.6
- L 800 Raw, 700 Effective
-  Flood
-  CE, R10
-  2 Year

### DIMENSIONS

4.6 [116] H x 4.6 [116] W x 1.9 [48] D  
5 [128] H including bracket



## E92007

Square LED

Five 3-watt LEDs




High voltage and magnet option




Aluminum heatsink housing

Acrylic lens



- # E92007
- V 12-24
- A 0.7
- L 750 Raw, 700 Effective Flood
-  CE
-  Permanent
-  2 Year

- # E92007-HV
- V 12-80
- A 0.9
- L 800 Raw, 750 Effective Flood
-  -
-  Permanent
-  2 Year

- # E92007-MG
- V 12-24
- A 0.7
- L 750 Raw, 700 Effective Flood
-  CE
-  Magnet
-  2 Year

### DIMENSIONS

4.3 [110] H x 4.3 [110] W x 1.8 [46] D  
5 [128] H including bracket





## EW2411

Rectangular LED

Six 3-watt LEDs

Aluminum heatsink housing

Polycarbonate lens

- # EW2411
- V 12-24
- A 1.3
- L 1000 Raw, 900 Effective
- Flood
- ✓ IP67, CE, R10
- 🕒 3 Year

### DIMENSIONS

2.4 [62] H x 4.4 [112] W x 2.2 [55] D  
3.5 [88] D including bracket



## EW2421

Square LED

16 3-watt LEDs

Aluminum heatsink housing A

Polycarbonate lens

- # EW2421
- V 12-24
- A 2
- L 2400 Raw, 2200 Effective
- Flood
- ✓ IP67, CE
- 🕒 3 Year

### DIMENSIONS

4.3 [110] H x 4.3 [110] W x 2.8 [72] D  
5.3 [136] D including bracket



## worklamps LED




### EW2431

Round LED

14 3-watt LEDs

Aluminum heatsink housing

Polycarbonate lens

- # EW2431
- V 12-24
- A 3.1
- L 2600 Raw, 2100 Effective
-  Flood
-  IP67, CE
-  3 Year

#### DIMENSIONS

4.6 [117] H x 4.6 [117] W x 3.0 [76] D  
5.3 [136] D including bracket






### E92013

Round LED

Six 3-watt LEDs

Rubber PAR36 housing

Polycarbonate lens

- # E92013
- V 12-24
- A 0.9
- L 650 Raw, 600 Effective
-  Flood
-  CE
-  1 Year

#### DIMENSIONS

5 [126] H x 5 [126] W x 2.9 [74] D  
6.2 [157] H including bracket





## EW2501

Rectangular LED

Five 10-watt LEDs

High-intensity beam

Aluminum heatsink housing

Polycarbonate lens

- # EW2501
- V 12-24
- A 3.0
- L 2900 Raw, 2450 Effective
- Flood
- IP67, CE
- 2 Year

### DIMENSIONS

3.8 [98] H x 5.7 [145] W x 3.1 [79] D  
5.3 [135] H including bracket



## E92008

Square LED

Thirty 1-watt LEDs

Aluminum heatsink housing

Polycarbonate lens

- # E92008
- V 12-24
- A 2.2
- L 2300 Raw, 2100 Effective
- Flood
- CE
- 2 Year

### DIMENSIONS

4.96 [126] H x 4.96 [126] W x 3.35 [85] D  
7.48 [190] H including bracket



# worklamps LED / halogen

## EW2440 Rectangular LED

Six 3-watt LEDs

Aluminum heatsink housing

Polycarbonate lens



- # EW2441
- V 12-24
- A 1.2
- L 1100 Raw, 950 Effective
- Flood
- ⌚ 2 Year



- EW2440
- V 12-24
- A 1.2
- L 1100 Raw, 950 Effective
- Spot
- ⌚ 2 Year

### DIMENSIONS

1.9 [47] H x 6.3 [160] W x 2.5 [63] D  
2.8 [71] D including bracket



- # E91001
- V 12
- A 5.1
- L 900 Raw  
900 Effective
- Flood
- ⌚ 1 Year

### DIMENSIONS

5 [126] H x 5 [126] W x  
2.9 [74] D  
6.2 [157] H including bracket



- # E91004
- V 12
- A 5.2
- L 800 Raw  
800 Effective
- Flood
- ⌚ 1 Year

### DIMENSIONS

3.6 [91] H x 6.1 [155] W  
x 3.9 [99] D  
4.8 [122] H including bracket



- # E91005
- V 12
- A 5.2
- L 1000 Raw  
1000 Effective
- Flood
- ⌚ 1 Year

### DIMENSIONS

5.5 [138] H x 5.5 [138] W  
x 3.9 [98] D  
5.8 [148] H including bracket



- # E91099
- V 12
- A 4.9
- L 800 Raw  
800 Effective
- Flood
- ⌚ 1 Year

### DIMENSIONS

3.9 [99] H x 3.9 [99] W x 3.1 [78] D  
5.3 [135] H including bracket



- E91102
- V 12
- A 5.2
- L 750 Raw  
700 Effective
- Spot
- ⌚ 1 Year



- # E91025
- V 12
- A 5.2
- L 950 Raw  
900 Effective
- Flood
- ⌚ 1 Year

### DIMENSIONS

3.3 [83] H x 3.6 [91] W x 3.3 [84] D  
4.4 [112] H including bracket



- E91026
- V 12
- A 5.2
- L 1000 Raw  
950 Effective
- Spot
- ⌚ 1 Year



- # E91082
- V 12
- A 4.9
- L 1100 Raw  
1100 Effective
- Flood
- ⌚ 1 Year

### DIMENSIONS

3.9 [100] H x 6.6 [167] W x 3.3 [84] D  
5 [127] H including bracket



- E91085
- V 12
- A 4.9
- L 1200 Raw  
1200 Effective
- Spot
- ⌚ 1 Year



- # E91088 Twin
- V 12
- A 9.6
- L 1700 Raw  
1700 Effective
- Flood
- ⌚ 1 Year

### DIMENSIONS

3.9 [100] H x 6.6 [167] W x 3.3 [84] D  
5 [127] H including bracket



- E91091 Twin
- V 12
- A 9.8
- L 2100 Raw  
2000 Effective
- Spot
- ⌚ 1 Year



**Utility: Useful, Functional, Practical**

ECCO utility bars redefine usefulness. Choose from several lengths, mounting options, and beam patterns. Whether you're on-site, off-road, or even at the side of the road, these lights will light up the night.





# utility bars

## EW3108

### 8" Single Row Rectangular LED Bar

Six 5-watt LEDs

Tilting pedestal or tilting surface mount options

Aluminum heatsink housing

Polycarbonate lens



- # EW3108-F
- V 12-24
- A 1.9
- L 1100 Raw, 1000 Effective
- ☔ Flood
- 🛡️ IP67, R10
- 🕒 3 Year



- # EW3108-S
- V 12-24
- A 1.9
- L 1150 Raw, 1100 Effective
- ☑️ Spot
- 🛡️ IP67, R10
- 🕒 3 Year

#### DIMENSIONS

2 [51] H x 7.6 [193] W x 3.3 [84] D

## EW3208

### 8" Double Row Rectangular LED Bar

Twelve 5-watt LEDs

Tilting pedestal or tilting surface mount options

Aluminum heatsink housing

Polycarbonate lens



- # EW3208-F
- V 12-24
- A 3.8
- L 2150 Raw, 1950 Effective
- ☔ Flood
- 🛡️ IP67, R10
- 🕒 3 Year



- # EW3208-S
- V 12-24
- A 3.8
- L 2450 Raw, 2250 Effective
- ☑️ Spot
- 🛡️ IP67, R10
- 🕒 3 Year

#### DIMENSIONS

3 [76] H x 8 [203] W x 4.3 [109] D



**EW3114**  
14" Single Row  
Rectangular LED Bar

Twelve 5-watt LEDs

Tilting pedestal or tilting surface mount options

Aluminum heatsink housing

Polycarbonate lens

- # EW3114
- V 12-24
- A 5.7
- L 3350 Raw, 2600 Effective
- Flood / Spot Combo
- IP67, R10
- 3 Year

**DIMENSIONS**

2 [51] H x 14 [356] W x 3.3 [84] D



**EW3214**  
14" Double Row  
Rectangular LED Bar

Twenty-four 5-watt LEDs

Tilting pedestal or tilting surface mount options |

Aluminum heatsink housing

Polycarbonate lens

- # EW3214
- V 12-24
- A 9.3
- L 6700 Raw, 4800 Effective
- Flood / Spot Combo
- IP67, R10
- 3 Year

**DIMENSIONS**

3 [76] H x 14.3 [363] W x 4.3 [109] D



## utility bars



### EW3124

#### 24" Single Row Rectangular LED Bar

Twenty-one 5-watt LEDs

Tilting pedestal or tilting surface mount options

Aluminum heatsink housing  
Polycarbonate lens

- # EW3124
- V 12-24
- A 8.7
- L 5900 Raw, 4400 Effective
- Flood / Spot Combo
- IP67, R10
- 3 Year

#### DIMENSIONS

2 [51] H x 23.5 [597] W x 3.3 [84] D



### EW3225

#### 25" Double Row Rectangular LED Bar

Forty-four 5-watt LEDs

Tilting pedestal or tilting surface mount options

Aluminum heatsink housing

Polycarbonate lens

- # EW3225
- V 12-24
- A 17.3
- L 12,300 Raw, 8800 Effective
- Flood / Spot Combo
- IP67, R10
- 3 Year

#### DIMENSIONS

3 [76] H x 25 [635] W x 4.3 [109] D



## EW3136

36" Single Row  
Rectangular LED Bar

Thirty-three 5-watt LEDs

Tilting pedestal or tilting surface mount options

Aluminum heatsink housing

Polycarbonate lens

- # EW3136
- V 12-24
- A 13
- L 9250 Raw, 6600 Effective
- Flood / Spot Combo
- IP67, R10
- 3 Year

### DIMENSIONS

2 [51] H x 36.3 [922] W x 3.3 [84] D



## EW3233

33" Double Row  
Rectangular LED Bar

Sixty 5-watt LEDs

Tilting pedestal or tilting surface mount options

Aluminum heatsink housing

Polycarbonate lens

- # EW3233
- V 12-24
- A 25
- L 16,800 Raw, 12,000 Effective
- Flood / Spot Combo
- IP67, R10
- 3 Year

### DIMENSIONS

3 [76] H x 33.5 [851] W x 4.3 [109] D



# utility bars



## EW3149

49" Single Row  
Rectangular LED Bar

Forty- five 5-watt LEDs

Tilting pedestal or tilting surface mount options

Aluminum heatsink housing

Polycarbonate lens

# EW3149

V 12-24

A 18.5

L 12,600 Raw, 9000 Effective

Flood / Spot Combo

IP67, R10

3 Year

### DIMENSIONS

2 [51] H x 49 [1245] W x 3.3 [84] D



## EW3242

42" Double Row  
Rectangular LED Bar

Seventy-six 5-watt LEDs

Tilting pedestal or tilting surface mount options

Aluminum heatsink housing

Polycarbonate lens

# EW3242

V 12-24

A 32

L 21,300 Raw, 15,200 Effective

Flood / Spot Combo

IP67, R10

3 Year

### DIMENSIONS

3 [76] H x 42 [1067] W x 4.3 [109] D



# utility bars



## EW3312

### 12" Single Row Rectangular LED Bar

Six 10-watt LEDs

Tilting pedestal or tilting surface mount options

Aluminum heatsink housing

Polycarbonate lens

#### DIMENSIONS

3 [76] H x 14 [356] W x 4.3 [109] D



# **EW3312-F**  
 12-24  
 4.3  
 3350 Raw, 2350 Effective  
 Flood  
 IP67, R10  
 3 Year



# **EW3312-S**  
 12-24  
 4.3  
 2350 Raw, 1900 Effective  
 Spot  
 IP67, R10  
 3 Year



## Added Power for Added Output

The 10-watt versions of our utility bars offer greater light output per inch from fewer LEDs. Each model features both tilting-surface and pedestal-mounting options, and our three-year warranty.



## utility bars



### EW3324

24" Single Row  
Rectangular LED Bar

Twelve 10-watt LEDs

Tilting pedestal or tilting surface mount options

Aluminum heatsink housing

Polycarbonate lens

- # EW3324
- V 12-24
- A 8.1
- L 8400 Raw, 5400 Effective
- Flood / Spot Combo
- IP67, R10
- 3 Year

#### DIMENSIONS

3 [76] H x 25 [635] W x 4.3 [109] D



### EW3336

36" Single Row  
Rectangular LED Bar

Eighteen 10-watt LEDs

Tilting pedestal or tilting surface mount options

Aluminum heatsink housing

Polycarbonate lens

- # EW3336
- V 12-24
- A 12
- L 12,600 Raw, 8100 Effective
- Flood / Spot Combo
- IP67, R10
- 3 Year

#### DIMENSIONS

3 [76] H x 37 [940] W x 4.3 [109] D



## Lighten the Load

ECCO's new line of interior lighting includes dome lights, flat panels, self-adhesive LED strips, even modular lights and passive infrared sensors. So lighten up – ECCO has all your toolbox, compartment, cargo area, and cab lighting needs covered.





# interior lighting LED



## EW0100 Series LED Strip Lighting

Three 1-watt LEDs per 1.5"/38mm

Self-adhesive utilizing 3M high-bond tape

Wire leads at both ends allow multiple units to be connected (excludes EW0118 / 0128)

Spliceable every 3 LEDs

Available in 16'/5m rolls

### ACCESSORIES

EZ0112 Cap & wire for spliced sections

EZ0120 PIR Motion Sensor - 110° cone, adjustable sensitivity (automatically activates light when human movement is detected)



- # EW0115
- T 9 LED
- V 12
- A 0.2
- L 200 Raw, 200 Effective
- Flood
- CE, RoHS, IP65
- 3 Year



- # EW0125
- T 9 LED
- V 24
- A 0.1
- L 200 Raw, 200 Effective
- Flood
- CE, RoHS, IP65
- 3 Year



- # EW0116
- T 18 LED
- V 12
- A 0.4
- L 350 Raw, 350 Effective
- Flood
- CE, RoHS, IP65
- 3 Year

- # EW0126
- T 18 LED
- V 24
- A 0.2
- L 350 Raw, 350 Effective
- Flood
- CE, RoHS, IP65
- 3 Year



- # EW0117
- T 36 LED
- V 12
- A 0.7
- L 700 Raw, 700 Effective
- Flood
- CE, RoHS, IP65
- 3 Year

- # EW0127
- T 36 LED
- V 24
- A 0.4
- L 700 Raw, 700 Effective
- Flood
- CE, RoHS, IP65
- 3 Year

16'  
Roll



- # EW0118
- T 5M Roll
- V 12
- A 3.6
- Flood
- CE, RoHS
- 3 Year



- # EW0128
- T 5M Roll
- V 24
- A 2.6
- Flood
- CE, RoHS
- 3 Year

See page 139 for merchandizing display.



# interior lighting LED



## EW0200 Series LED Interior Lighting

Flush mount (EW0210-221 only)

Surface mount (EW0200/201 & EW0230-241 only)

Switched and non-switched options

White or chrome bezel options

### DIMENSIONS

EW0200: 0.7 [18] D x 5.5 [140] Diameter  
 EW0201: 0.7 [18] D x 7.1 [180] Diameter  
 EW0210-0221: 0.8 [20] D x 2.8 [71] Diameter  
 EW0230-0241: 2.4 [61] H x 4.6 [117] W x 0.7 [18] D

### ACCESSORIES

EZ0120 PIR Motion Sensor - 110° cone, adjustable sensitivity (automatically activates light when human movement is detected)



# **EW0200**  
**T** 72 LED  
**V** 12-24  
**A** 0.4  
**L** 400 Raw, 400 Effective  
 Flood  
 CE, RoHS  
 3 Year



# **EW0201**  
 108 LED  
 12-24  
 0.5  
 750 Raw, 700 Effective  
 Flood  
 CE, RoHS  
 3 Year



# **EW0210**  
**T** 8 LED  
**V** 12  
**A** 0.1  
**L** 100 Raw, 50 Effective  
 Spot  
 CE, RoHS  
 3 Year



# **EW0220**  
 7 LED  
 12  
 0.1  
 50 Raw, 50 Effective  
 Spot  
 CE, RoHS  
 3 Year



# **EW0211**  
**T** 8 LED  
**V** 12  
**A** 0.1  
**L** 100 Raw, 50 Effective  
 Spot  
 CE, RoHS  
 3 Year



# **EW0221**  
 7 LED  
 12  
 0.1  
 50 Raw, 50 Effective  
 Spot  
 CE, RoHS  
 3 Year



# **EW0230**  
**T** 30 LED  
**V** 12-24  
**A** 0.2  
**L** 200 Raw, 200 Effective  
 Flood  
 CE, RoHS  
 3 Year



# **EW0240**  
 30 LED  
 12-24  
 0.2  
 150 Raw, 150 Effective  
 Flood  
 CE, RoHS  
 3 Year



# **EW0231**  
**T** 30 LED  
**V** 12-24  
**A** 0.2  
**L** 200 Raw, 200 Effective  
 Flood  
 CE, RoHS  
 3 Year



# **EW0241**  
 30 LED  
 12-24  
 0.2  
 150 Raw, 150 Effective  
 Flood  
 CE, RoHS  
 3 Year



# interior lighting LED




4.5" CLEAR

- # EW0310
- T 4 LED
- V 12-24
- A 0.1
- L 100 Raw, 100 Effective
- Flood
- CE, RoHS
- 3 Year



4.5" FROST

- EW0311
- 15 LED
- 12
- 0.1
- 100 Raw, 50 Effective
- Flood
- CE, RoHS
- 3 Year



7" CLEAR

- # EW0320
- T 8 LED
- V 12-24
- A 0.1
- L 200 Raw, 200 Effective
- Flood
- CE, RoHS,
- 3 Year



7" FROST

- EW0321
- 30 LED
- 12
- 0.2
- 150 Raw, 100 Effective
- Flood
- CE, RoHS
- 3 Year



9.5" CLEAR

- # EW0330
- T 12 LED
- V 12-24
- A 0.2
- L 300 Raw, 300 Effective
- Flood
- CE, RoHS
- 3 Year



9.5" FROST

- EW0331
- 45 LED
- 12
- 0.2
- 200 Raw, 150 Effective
- Flood
- CE, RoHS
- 3 Year



12" CLEAR

- # EW0340
- T 16 LED
- V 12-24
- A 0.3
- L 350 Raw, 350 Effective
- Flood
- CE, RoHS
- 3 Year



12" FROST

- EW0341
- 60 LED
- 12
- 0.3
- 300 Raw, 250 Effective
- Flood
- CE, RoHS
- 3 Year



14" MODULAR FROST

- # EW0351
- T 16 LED
- V 12
- A 0.5
- L 300 Raw, 250 Effective
- Flood
- CE, RoHS
- 3 Year



## EW0300 Series LED Interior Lighting

Surface mount with concealed fasteners (hardware included)

Aluminum housing with clear or frosted lenses

Modular design, connect up to four units with integrated bullet connectors (EW0351 only)

### DIMENSIONS

EW0310 / 311: 1.3 [33] H x 4.5 [114] W x 0.5 [13] D  
 EW0320 / 321: 1.3 [33] H x 7 [178] W x 0.5 [13] D  
 EW0330 / 331: 1.3 [33] H x 9.5 [241] W x 0.5 [13] D  
 EW0340 / 341: 1.3 [33] H x 12 [305] W x 0.5 [13] D  
 EW0351: 1.3 [33] H x 13.7 [348] W x 0.5 [13] D  
 EW0351: 10.9 [277] W excluding endcaps

### ACCESSORIES

EZ0351 Replacement bullet connectors (for use with EW0351 only, max four)

EZ0120 PIR Motion Sensor - 110° cone, adjustable sensitivity (automatically activates light when human movement is detected)





# interior lighting LED



## EW0400 Series LED Interior Lighting

Surface mount (hardware included)

Rugged, heavy-duty design

Aluminum housing with frosted lens

On/off and door switch feature (EW0410/411/412 only)

### DIMENSIONS

EW0400 / 410: 2 [51] H x 5.4 [137] W x 0.5 [13] D  
 EW0401 / 411: 2 [51] H x 11.8 [300] W x 0.5 [13] D  
 EW0402 / 412: 2 [51] H x 17.7 [450] W x 0.5 [13] D

### ACCESSORIES

EZ0120 PIR Motion Sensor - 110° cone, adjustable sensitivity (automatically activates light when human movement is detected)



See page 139 for merchandizing display.

<b>5.5"</b>	
#	<b>EW0400</b>
T	10 LED
V	12-24
A	0.4
L	200 Raw, 200 Effective
	Flood
	CE, R10, RoHS, IP64
	3 Year

	<b>SWITCHED</b>
#	<b>EW0410</b>
T	10 LED
V	12-24
A	0.4
L	200 Raw, 200 Effective
	Flood
	CE, R10, RoHS, IP64
	3 Year

<b>12"</b>	
#	<b>EW0401</b>
T	22 LED
V	12-24
A	0.7
L	450 Raw, 450 Effective
	Flood
	CE, R10, RoHS, IP64
	3 Year

	<b>SWITCHED</b>
#	<b>EW0411</b>
T	22 LED
V	12-24
A	0.7
L	450 Raw, 450 Effective
	Flood
	CE, R10, RoHS, IP64
	3 Year

<b>18"</b>	
#	<b>EW0402</b>
T	32 LED
V	12-24
A	1.2
L	650 Raw, 600 Effective
	Flood
	CE, R10, RoHS, IP64
	3 Year

	<b>SWITCHED</b>
#	<b>EW0412</b>
T	32 LED
V	12-24
A	1.2
L	650 Raw, 600 Effective
	Flood
	CE, R10, RoHS, IP64
	3 Year



# interior lighting LED



# **EW0500**  
 T 42 LED  
 V 12-24  
 A 0.5  
 L 250 Raw, 200 Effective  
 Flood  
 CE, R10, RoHS  
 3 Year



# **EW0502**  
 T 138 LED  
 V 12-24  
 A 0.9  
 L 400 Raw, 350 Effective  
 Flood  
 CE, R10, RoHS  
 3 Year



# **EW0501**  
 T 42 LED  
 V 12-24  
 A 0.5  
 L 350 Raw, 350 Effective  
 Flood  
 CE, R10, RoHS  
 3 Year



# **EW0503**  
 T 108 LED  
 V 12-24  
 A 0.8  
 L 600 Raw, 550 Effective  
 Flood  
 CE, R10, RoHS  
 3 Year

## EW0500 Series LED Interior Lighting

Flat-panel light with switch

Surface mount with concealed fasteners (hardware included)

Aluminum housing with frosted lens

### DIMENSIONS

EW0500: 3.5 [89] H x 7 [178] W x 0.5 [13] D  
 EW0501: 5.7 [145] H x 7 [178] W x 0.5 [13] D  
 EW0502: 3.5 [89] H x 18.3 [465] W x 0.5 [13] D  
 EW0503: 5.7 [145] H x 14.8 [376] W x 0.5 [13] D

### ACCESSORIES

EZ0120 PIR Motion Sensor - 110° cone, adjustable sensitivity  
 (automatically activates light when human movement is detected)



See page 139 for merchandizing display.



# interior lighting LED



## EW0600 Series

### LED Interior Lighting

High-output switched light ideal for large spaces

Surface mount with concealed fasteners (hardware included)

Aluminum housing

#### DIMENSIONS

EW0600: 4 [102] H x 18 [460] W x 1.1 [28] D

EW0601: 4 [102] H x 25 [635] W x 1.1 [28] D

EW0602: 4 [102] H x 33 [860] W x 1.1 [28] D

#### ACCESSORIES

EZ0120 PIR Motion Sensor - 110° cone, adjustable sensitivity (automatically activates light when human movement is detected)



See page 139 for merchandizing display.

18"



- # EW0600
- T 96 LED
- V 12-24
- A 1.7
- L 2000 Raw, 1900 Effective
- Flood
- CE, RoHS
- 3 Year

25"



- # EW0601
- T 144 LED
- V 12-24
- A 2.7
- L 3700 Raw, 3600 Effective
- Flood
- CE, RoHS
- 3 Year

33"



- # EW0602
- T 192 LED
- V 12-24
- A 3.6
- L 4900 Raw, 4800 Effective
- Flood
- CE, RoHS
- 3 Year






# interior lighting LED






13"



- # EW0700
- T 6 LED
- V 12-24
- A 0.5
- L 400 Raw, 350 Effective
-  Flood
-  CE, RoHS
-  3 Year

22"



- # EW0701
- T 12 LED
- V 12-24
- A 0.9
- L 1250 Raw, 1200 Effective
-  Flood
-  CE, RoHS
-  3 Year

## EW0700 Series LED Interior Lighting

Heavy-duty switched cargo / work area light

Pivot-mounting foot provides adjustable lighting angles

Surface mount (hardware included)

Aluminum housing

### DIMENSIONS

EW0700: 1.8 [46] H x 13 [330] W x 2 [51] D

EW0701: 1.8 [46] H x 21.5 [546] W x 2 [51] D

### ACCESSORIES

EZ0120 PIR Motion Sensor - 110° cone, adjustable sensitivity (automatically activates light when human movement is detected)



See page 139 for merchandizing display.



We've got  
**your back**



## Smarter Alarm Selection

The ECCO Mobile App makes back-up alarm selection quick and simple. Activate the app at your work site to measure ambient noise with our built-in decibel meter. The app generates a list of alarms suited to your unique needs. Browse product information, listen to sound samples, and locate an ECCO dealer all from your mobile device.





## back-up alarms

# BACK-UP ALARM SELECTION WHAT ARE THE OPTIONS?

**There are several decisions to be made when selecting a back-up alarm.**

First, you have the choice between a tonal alarm and a multi-frequency alarm. Industry experts have suggested either can provide an effective warning, and each has its merits as described below.

Second, you must choose an alarm with the appropriate sound pressure level (SPL). OSHA requires a reverse alarm to be audible above the surrounding noise level. If you know the ambient noise level and it remains reasonably constant, then the appropriate fixed dB alarm can be selected, whether tonal or multi-frequency.

The key is complying with the requirements of OSHA while selecting the lowest SPL alarm possible so as not to create a noise nuisance. Fortunately, ECCO pioneered another solution — the Smart Alarm®, available in either tonal or multi-frequency. Smart Alarms monitor ambient noise and automatically adjust their output to 5dB above that, satisfying OSHA's requirements. Smart Alarms are the perfect solution for worksites with inconsistent noise or varying noise levels.

## TONAL VS MULTI-FREQUENCY

**So what's the difference?**

Tonal alarms emit sound at a single, predominant frequency resulting in the familiar “beep-beep” warning signal that we’ve all grown accustomed to. Conversely, multi-frequency alarms emit sound at multiple frequencies within a narrow band resulting in a “shhh-shhh” warning sound. There is no scientific evidence to prove either sound is more effective than the other in a reversing vehicle application. However, there are several points of view that should be considered when deciding which option is best for you.

**BEEP**  
TONAL

The beep-beep sound is a familiar signal that is readily understood as a danger signal.

The sound is more piercing and therefore less likely to be masked by ambient noise such as vehicle engines.

**SHHH**  
MULTI-FREQUENCY

Shhh-shhh is a newer sound that has been introduced as a warning signal.

The sound is perceived to be more directional.

The sound is perceived to dissipate more quickly outside the danger zone behind the vehicle.




## back-up alarms



# SMART ALARM®

LISTENS ADJUSTS REACTS



**Listens**  
0.4 Seconds



**Sounds**  
0.5 Seconds



**Shuts Down**  
0.1 Seconds

**Cycle Repeats**

Smart Alarms self-adjust to their environment as they constantly measure ambient noise and adjust their sound level to 5 dB(A) above, creating a volume that is safe without being annoying or contributing to noise pollution. Pure Tone models feature the familiar beep-beep sound of a conventional back-up alarm while Multi-Frequency versions provide a solution to potential noise pollution created by conventional back-up alarms in confined or densely populated work areas. Multi-Frequency alarms maintain a safe warning signal for those in the danger zone of backing vehicles while minimizing disturbance to work-site neighbors by using a range of sound frequencies within a narrow band to emit a warning signal that is more directional and perceived to dissipate quicker than that of a Pure Tone alarm.



# back-up alarms

## Smart Alarms



**# SA950**  
**V** 12-24  
**dB(A)** 82-102  
**A** 0.4  
**X** 2 Bolt  
**⊗** CE, R10, UL, IP65  
**⌚** 2 Year



**SA951**  
 12-48  
 77-97  
 0.2  
 2 Bolt  
 CE, R10, UL  
 2 Year



**SA955**  
 12-24  
 82-102  
 0.4  
 Grommet  
 CE, R10  
 2 Year



**EA9070** **MULTI**  
**FREQUENCY**  
 SHORT RANGE SOUND  
 12-24  
 87-107  
 0.9  
 2 Bolt  
 SAE J994 Type F, CE, R10, IP66  
 ECCOLIFE™



**# SA940**  
**V** 12-24  
**dB(A)** 87-112  
**A** 0.6  
**X** Grommet  
**⊗** CE, R10  
**⌚** ECCOLIFE™



**SA901N**  
 12-24  
 82-107  
 0.3  
 2 Bolt  
 CE, R10, UL, IP64  
 ECCOLIFE™



**SA931N**  
 12-48  
 82-102  
 0.2  
 2 Bolt  
 CE, R10, UL, IP64  
 ECCOLIFE™



**EA9724** **MULTI**  
**FREQUENCY**  
 SHORT RANGE SOUND  
 12-24  
 77-97  
 0.7  
 2 Bolt  
 SAE J994 Type F, CE, R10, IP64  
 ECCOLIFE™



**# SA980N**  
**V** 36-80  
**dB(A)** 82-102  
**A** 0.2  
**X** 2 Bolt  
**⊗** CE, R10, UL, IP64  
**⌚** ECCOLIFE™



**SA917N**  
 12-24  
 87-112  
 1.5  
 2 Bolt  
 SAE J994 Type F, CE, R10  
 ECCOLIFE™



**SA914N**  
 12-24  
 87-112  
 1.5  
 2 Bolt  
 SAE J994 Type F, CE, R10  
 ECCOLIFE™



**EA9780** **MULTI**  
**FREQUENCY**  
 SHORT RANGE SOUND  
 36-80  
 77-97  
 0.8  
 2 Bolt  
 SAE J994 Type F, CE, R10  
 ECCOLIFE™



**# SA920**  
**V** 12-24  
**dB(A)** 97-112  
**A** 0.6  
**X** 2 Bolt  
**⊗** CE, R10, IP66  
**⌚** 2 Year



**SA115**  
 12-24  
 95-115  
 1.2  
 2 Bolt  
 SAE J994 Type F, CE, R10, IP66  
 ECCOLIFE™



**SA907N**  
 12-24  
 82-107  
 0.5  
 2 Bolt  
 CE, UL, R10, IP64  
 ECCOLIFE™



back-up alarms



**MULTI  
FREQUENCY™**  
SHORT RANGE SOUND



## Be a Better Neighbor

Commercial vehicle noise pollution is a growing problem, especially in residential areas and densely-populated or confined locations. ECCO's multi-frequency alarms use a range of sound frequencies within a narrow band to emit a warning signal that is perceived to be more directional and to dissipate quicker than a tonal alarm. Keep the peace while complying with OSHA safety standards.



# back-up alarms

## Multi-Frequency Alarms

Emits sound at multiple frequencies attenuated above 4000Hz

Compact design and universal mounting maximizes location options

Encapsulated electronics extend product life

### DIMENSIONS

3.2 [82] H x 7.2 [183] W x 4 [102] D (EA7020/7070)

3.1 [78] H x 5.0 [127] W x 2.7 [68] D (EA6100/6110)

2.8 [72] H x 4.0 [102] W x 1.6 [41] D (EA5050/5200/5820/5920)



- # EA5050
- V 12-24
- dB(A) 87
- A 0.34
- X 2 Bolt
- ⊗ SAE J994 Type D  
CE, R10, AMECA
- ⌚ 2 Year



- EA5200
- V 12-24
- dB(A) 97
- A 1.0
- X 2 Bolt
- ⊗ SAE J994 Type C  
CE, R10, AMECA
- ⌚ 2 Year



- EA5820
- V 12-24
- dB(A) 82
- A 0.2
- X 2 Bolt
- ⊗ SAE J994 Type F  
CE, R10
- ⌚ 2 Year



- EA5920
- V 12-24
- dB(A) 92
- A 0.5
- X 2 Bolt
- ⊗ SAE J994 Type F  
CE, R10
- ⌚ 2 Year



- # EA6100
- V 12-24
- dB(A) 97
- A 0.7
- X 2 Bolt
- ⊗ SAE J994 Type C  
CE, R10
- ⌚ ECCOLIFE™



- EA9724 **SMART ALARM**
- V 12-24
- dB(A) 77-97
- A 0.7
- X 2 Bolt
- ⊗ SAE J994 Type F,  
CE, R10
- ⌚ ECCOLIFE™



- EA9780 **SMART ALARM**
- V 36-80
- dB(A) 77-97
- A 0.8
- X 2 Bolt
- ⊗ SAE J994 Type F,  
CE, R10
- ⌚ ECCOLIFE™



- # EA7070
- V 12-24
- dB(A) 107
- A 0.8
- X 2 Bolt
- ⊗ SAE J994 Type B  
CE, R10, AMECA, IP66
- ⌚ ECCOLIFE™



- EA7020
- V 12-24
- dB(A) 102
- A 0.6
- X 2 Bolt
- ⊗ SAE J994 Type F  
CE, R10, AMECA, IP66
- ⌚ ECCOLIFE™



- EA9070 **SMART ALARM**
- V 12-24
- dB(A) 87-107
- A 0.9
- X 2 Bolt
- ⊗ SAE J994 Type F,  
CE, R10, IP66
- ⌚ ECCOLIFE™

To listen to a sound sample, download the ECCO Mobile App (see page 104)



# back-up alarms



Compact design and universal mounting maximizes location options

Stud terminal connection (575 = leadwire)

Self-grounding (except 575)

Encapsulated electronics extend product life

\*SRC – Self Resonating Circuitry monitors the frequency of the alarm’s sound output on each cycle and adjusts to the optimum frequency for prevailing conditions. This feature maintains the most effective warning signal possible for the life of the alarm by compensating for speaker aging, temperature and humidity variations, as well as the effect of dust and moisture deposits.

**DIMENSIONS**  
2.8 [71] H x 4 [102] W x 1.6 [41] D

## 500 Series



- # SA950
- V 12-24
- dB(A) 82-102
- A 0.4
- X 2 Bolt
- Ⓢ CE, R10, UL, IP65
- 🕒 2 Year



- SA951
- 12-48
- 77-97
- 0.2
- 2 Bolt
- CE, R10, UL
- 2 Year

- # 505
- T SRC\*
- V 12-24
- dB(A) 87
- A 0.1
- X 2 Bolt
- Ⓢ SAE J994 Type D
- CE, R10, UL, AMECA, IP65
- 🕒 2 Year

- 510
- SRC\*
- 12
- 97
- 0.2
- 2 Bolt
- SAE J994 Type C
- CE, R10, UL, AMECA, IP65
- 2 Year

- # 520
- T SRC\*
- V 12-24
- dB(A) 97
- A 0.2
- X 2 Bolt
- Ⓢ SAE J994 Type C
- CE, R10, UL, AMECA, IP65
- 🕒 2 Year

- 530
- SRC\*
- 12-24
- 102
- 1.0
- 2 Bolt
- SAE J994 Type F
- CE, R10, UL, IP65
- 2 Year

- # 585
- T SRC\*
- V 12-48
- dB(A) 97
- A 0.1
- X 2 Bolt
- Ⓢ SAE J994 Type C
- CE, R10, UL, AMECA
- 🕒 2 Year

- 580
- SRC\*
- 12-80
- 87
- 0.1
- 2 Bolt
- SAE J994 Type D
- CE, R10, UL, AMECA
- 2 Year

- # 575
- V 12-24
- dB(A) 107
- A 0.9
- X 2 Bolt
- Ⓢ SAE J994 Type B
- CE, R10, UL
- 🕒 2 Year



# back-up alarms

## 40 Series

Grommet Mount

Directs warning to rear of vehicle

Fits standard 4.5" rear lighting grommet

Encapsulated electronics extend product life



#	<b>SA955</b>	<b>415</b>	<b>435</b>
V	12-24	12-24	12-24
dB(A)	82-102	97	102
A	0.4	0.2	0.3
X	Grommet	Grommet	Grommet
⊗	CE, R10	SAE J994 Type C, CE, R10	SAE J994 Type F, CE, R10
⌚	2 Year	2 Year	2 Year

### DIMENSIONS

4.1 [104] Diameter x 1.7 [43] D

## 200 Series

Compact profile

Stud terminal connection

Encapsulated electronics extend product life



#	<b>210</b>
V	12
dB(A)	97
A	0.1
X	2 Bolt
⊗	SAE J994 Type C
⌚	2 Year

### DIMENSIONS

4.5 [114] H x 4.5 [114] W x 1.3 [33] D



## back-up alarms



### 400 Series

#### Grommet Mount

Reverse mounted speaker protects against dust, moisture and vibration

Directs warning to rear of vehicle

Fits standard 4.5" rear lighting grommet

Encapsulated electronics extend product life

Life of the vehicle warranty



	# SA940	410	450
V	12-24	12-36	12-36
dB(A)	87-112	97	112
A	0.6	0.1	0.4
X	Grommet	Grommet	Grommet
⊙	-	SAE J994 Type C, CE, R10	SAE J994 Type A, CE, R10
Ⓢ	ECCOLIFE™	ECCOLIFE™	ECCOLIFE™

#### DIMENSIONS

4.4 [111] Diameter x 2.8 [71] D

### 600 Series

Reverse mounted speaker protects against dust, moisture and vibration

Designed for demanding applications

Encapsulated electronics extend product life

Life of the vehicle warranty



	# SA901N	SA931N	SA980N
V	12-24	12-48	36-80
dB(A)	82-107	82-102	82-102
A	0.3	0.2	0.2
X	2 Bolt	2 Bolt	2 Bolt
⊙	CE, R10, UL, IP64	CE, R10, UL, IP64	CE, R10, UL, IP64
Ⓢ	ECCOLIFE™	ECCOLIFE™	ECCOLIFE™

	# 610N	630N
V	12-36	12-36
dB(A)	97	107
A	0.4	1.2
X	2 Bolt	2 Bolt
⊙	SAE J994 Type C, CE, R10, UL, AMECA	SAE J994 Type B, CE, R10, UL, AMECA
Ⓢ	ECCOLIFE™	ECCOLIFE™



	# 610N	DIMENSIONS
V	12-36	3.1 [78] H x 5.0 [127] W





# back-up alarms

## 800 Series

Reverse mounted speaker protects against dust, moisture and vibration

Designed for demanding applications

Encapsulated electronics extend product life

Life of the vehicle warranty



**SMART ALARM**  
WITH ADAPTS HEALTH

# SA907N  
**V** 12-24  
**dB(A)** 82-107  
**A** 0.5  
**X** 2 Bolt  
**⊙** CE, R10, UL, IP64  
**⌚** ECCOLIFE™

**SMART ALARM**  
WITH ADAPTS HEALTH

SA917N  
 12-24  
 87-112  
 1.5  
 2 Bolt  
 SAE J994 Type F, CE, R10  
 ECCOLIFE™

**820N**  
 12-36  
 87/107 Switchable  
 1.2  
 2 Bolt  
 CE, R10, UL  
 ECCOLIFE™

# 830N  
**V** 12-36  
**dB(A)** 107  
**A** 1.1  
**X** 2 Bolt  
**⊙** SAE J994 Type B, CE, R10, AMECA  
**⌚** ECCOLIFE™

**840N**  
 12-36  
 97/112 Switchable  
 1.4  
 2 Bolt  
 CE, R10,  
 IP65  
 ECCOLIFE™

**850N**  
 12-36  
 112  
 1.3  
 2 Bolt  
 SAE J994 Type A, CE,  
 R10, UL, AMECA  
 ECCOLIFE™

**DIMENSIONS**

4.2 [105] H x 5.7 [146] W x 3.1 [79] D

As above, plus bracket including popular OEM mounting pattern



**SMART ALARM**  
WITH ADAPTS HEALTH

# SA914N  
**V** 12-24  
**dB(A)** 87-112  
**A** 1.5  
**X** 2 Bolt  
**⊙** SAE J994 Type F, CE, R10  
**⌚** ECCOLIFE™

**872N**  
 12-36  
 97/112 Switchable  
 1.4  
 2 Bolt  
 CE, R10  
 ECCOLIFE™

**876N**  
 12-36  
 112  
 1.3  
 2 Bolt  
 SAE J994 Type A, CE, R10, UL, AMECA  
 ECCOLIFE™

**DIMENSIONS**

4.2 [105] H x 7.1 [180] W x 3.1 [78] D



## back-up alarms



### 700 Series

OEM popular design

SA920 includes protective grille

Encapsulated electronics extend product life



#	SA920	777
V	12-24	12-24
dB(A)	97-112	97/107/112 Switchable
A	0.6	0.8
X	2 Bolt	2 Bolt
⊗	CE, R10, IP66	SAE J994 Type A, B, C, CE, R10, IP66
⌚	2 Year	2 Year

#### DIMENSIONS

3.3 [84] H x 7.1 [181] W x 4 [102] D



### SA115

Advanced microcontroller electronics ensure consistent, high-output operation

Smart Alarm technology adjusts output to 5dB above surrounding noise

Meets OEM design for rugged off-highway applications

Compatible with EMC systems due to low-radiated emissions

Encapsulated electronics extend product life



#	SA115
V	12-24
dB(A)	95-115
A	1.2
X	2 Bolt
⊗	SAE J994 Type F, CE, R10, IP66
⌚	ECCOLIFE™

#### DIMENSIONS

3.2 [82] H x 7.2 [183] W x 4 [102] D



# warning alarms, sensors & switches

## Audible Signal Devices

Panel mount 1.25" hole

Piezo electronics

Encapsulated electronics extend product life



# **201120**  
T Fast Pulse

V 12-48  
dB(A) 80  
A 0.1  
UL  
6 Month



# **202120**  
T Slow Pulse

V 12-48  
dB(A) 80  
A 0.1  
-  
6 Month



# **204120**  
T Dual Mode

V 12-48  
dB(A) 80  
A 0.1  
6 Month



# **208120**  
T Loud Continuous

V 12-36  
dB(A) 86  
A 0.1  
6 Month



# **209120-E**  
T Continuous

V 12-48  
dB(A) 80  
A 0.1  
UL  
6 Month

**DIMENSIONS** 1.3 [33] H x 1.7 [43] Diameter 1.8 [45] H including terminals

## Warning Alarms



# **CT530-2LDW**  
T Constant Tone  
V 12-24  
dB(A) 102  
A 0.5  
X 2 Bolt  
CE, R10, UL, IP64  
2 Year



# **FH575**  
T Forward Horn  
V 12  
dB(A) 107  
A 0.5  
X 2 Bolt  
SAE J1105 Type L  
CE, R10, UL  
2 Year



# **FH577**  
T Forward Horn  
V 24-48  
dB(A) 107  
A 1.2  
X 2 Bolt  
CE, R10, UL  
2 Year



# **DT500**  
T Dual Tone  
V 12-24  
dB(A) 97  
A 0.5  
X 2 Bolt  
CE, R10, IP65  
2 Year



# **DT500FP-LWC**  
T Dual Tone  
V 12-24  
dB(A) 102 Fast Pulse  
A 0.9  
X 2 Bolt  
CE, R10, UL, IP64  
2 Year



# **DF532**  
T Dual Function  
V 12-24  
dB(A) 102 Back-Up, 102 Dual Tone  
A 0.3  
X 2 Bolt  
SAE J994 Type F, CE, R10, IP64  
2 Year

### DIMENSIONS

2.8 [72] H x 4.0 [102] W x 1.7 [44] D

## Alarm Activation



# **DS-1500**  
T Drive Line Sensor  
A 5.0  
2 Year



# **SW30**  
T 360°  
V 12-80  
A 10.0  
2 Year



# **SW15**  
T 360°  
V 12-80  
A 10.0  
1 Year



# **SW10**  
T Single Direction  
Dirección única  
V 12-24  
A 0.5  
1 Year

**Gemineye**<sup>TM</sup>  
WIRELESS CAMERA SYSTEM



## No Wire, No Wasted Time

Get the quality and functionality of wired systems with ECCO's EC5605-WK wireless reversing camera system. Stop wasting time hard-wiring camera systems, and start seeing clearly with our wireless cameras.



## camera systems



**Gemineye**<sup>™</sup>  
WIRELESS CAMERA SYSTEM

### **EC5605-WK** 5.6" LCD Color Wireless System

2.4 GHz digital wireless system

Touchscreen menu control



CMOS 11 LED infrared camera

Includes monitor sunshade

Four camera expandable

One year warranty

#### COMPONENTS

-  EC5605-WM
-  EC2014-WC

See pages 124-127 for expansion options.

#### ACCESSORIES & REPLACEMENT PARTS

- ECANTE-R Remote Antenna (3M Cable)
- ECANTE Replacement Antenna
- PC1.8Y-W Wire Harness






**Gemineye**<sup>TM</sup>  
CAMERA SYSTEM

**EC5603-K**  
5.6" LCD Color System

- Touchscreen menu control
- CMOS 11 LED infrared camera
- Includes monitor sunshade
- Three camera expandable
- One year warranty

COMPONENTS      EXPANSION OPTIONS

 EC5603-M	-
 EC2014-C	Any current ECCO camera
 ECTC20-4 (20m/65')	ECTC5-4 (5m/16'), ECTC10-4 (10m/32'), ECTC20-4 (20m/65')

See pages 124-127 for expansion options.

ACCESSORIES & REPLACEMENT PARTS

PC1.8Y-4 Wire Harness



**Gemineye**<sup>TM</sup>  
CAMERA SYSTEM

**EC5604-SK**  
5.6" LCD Color  
Reversing Sensor System





Integrated ultrasonic proximity sensors

CMOS 11 LED infrared camera

Three camera expandable

One year warranty

**COMPONENTS**

-  EC5603-M
-  EC2014-C
-  ECTC20-4 (20m/65')
-  EC1004-SK  
(4 sensors/speaker)

**EXPANSION OPTIONS**

- 
- Any current ECCO camera
- ECTC5-4 (5m/16'), ECTC10-4 (10m/32'),  
ECTC20-4 (20m/65')
- 

See pages 124-127 for expansion options.



**Gemineye**<sup>TM</sup>  
CAMERA SYSTEM

## EC7000-QK

7" Quad View LCD Color System

Quad view, split screen

CMOS 11 LED infrared camera

Four camera expandable

One year warranty

### COMPONENTS

 EC7000-QM

 EC2014-C

 ECTC20-4  
(20m/65')

### EXPANSION OPTIONS

-

Any current ECCO camera

ECTC5-4 (5m/16'), ECTC10-4  
(10m/32'), ECTC20-4 (20m/65')

See pages 124-127 for expansion options.

### ACCESSORIES & REPLACEMENT PARTS

PCY-EC7000-QM Wire Harness








# camera systems

## EC7003-K 7.0" LCD Color System

- Touchscreen menu control
- CMOS 11 LED infrared camera
- Includes monitor sunshade
- Three camera expandable
- One year warranty

### COMPONENTS      EXPANSION OPTIONS

-  EC7003-M
-  EC2014-C      Any current ECCO camera
-  ECTC20-4 (20m/65')      ECTC5-4 (5m/16'), ECTC10-4 (10m/32'), ECTC20-4 (20m/65')



See pages 124-127 for expansion options.





### ACCESSORIES & REPLACEMENT PARTS

PC1.8Y-4 Wire Harness

## EC7004-SK 7.0" LCD Color Reversing Sensor System

- Widescreen monitor
- Integrated ultrasonic proximity sensors
- CMOS 11 LED infrared camera
- Three camera expandable
- One year warranty

### COMPONENTS      EXPANSION OPTIONS

-  EC7003-M      -
  -  EC2014-C      Any current ECCO camera
  -  ECTC20-4 (20m/65')      ECTC5-4 (5m/16'), ECTC10-4 (10m/32'), ECTC20-4 (20m/65')
  -  EC1004-SK (4 sensors/speaker)      -
- Requires ECADPT-4 adapter



See pages 124-127 for expansion options.



camera systems



### K7000B 7.0" LCD Color System

CMOS 18 LED infrared camera

Includes monitor sunshade

Two camera expandable

One year warranty

#### COMPONENTS

 M7000B

 C2013B

 ECTC20-4  
(20m/65')

#### EXPANSION OPTIONS

-

Any current ECCO camera

ECTC5-4 (5m/16'), ECTC10-4  
(10m/32'), ECTC20-4 (20m/65')

See pages 124-127 for expansion options.

## EC4200-K 4.3" LCD Color Mirror System

- Non-commercial applications
- Mirror integrated monitor
- Flush mount CMOS 10 LED infrared camera
- Two camera expandable
- One year warranty

### COMPONENTS

 EC4204-M

 EC2015-C

 ECTC20-4

### EXPANSION OPTIONS

-

Any current ECCO camera

ECTC5-4 (5m/16'), ECTC10-4 (10m/32'),  
ECTC20-4 (20m/65')



**Gemineye**<sup>TM</sup>  
CAMERA SYSTEM

See pages 124-127 for expansion options.


## EC4204-SK 4.3" LCD Color Mirror Reversing Sensor System


- Non-commercial applications
- Mirror integrated monitor
- Integrated ultrasonic proximity sensors
- Flush mount CMOS 10 LED infrared camera
- Two camera expandable
- One year warranty

### COMPONENTS

 EC4204-M

 EC2015-C

 ECTC20-4 (20m/65')

 EC1004-SK  
(4 sensors/speaker)

### EXPANSION OPTIONS

Any current ECCO camera

ECTC5-4 (5m/16'), ECTC10-4 (10m/32'),  
ECTC20-4 (20m/65')

-



**Gemineye**<sup>TM</sup>  
CAMERA SYSTEM

See pages 124-127 for expansion options.



## camera systems monitors



**EC4204-M**

**EC5603-M**

**EC5605-WM**

approvals	FCC, CE, RoHS	FCC, CE, R10, C-Tick, RoHS	FCC, CE, R10, RoHS
internal controller	Yes	Yes	Yes
color	Yes	Yes	Yes
voltage	12-24	12-24	12-24
power consumption (watts)	4.6	5	8
audio	Yes	Yes	Yes
day / night light sensor	Yes	Yes	Yes
dimensions	11.03" x 3.6" x 1.2"	6.32" x 4.52" x 1.06"	6.32" x 4.51" x 1.06"
weight	1.32 lbs	2.67 lbs	2.87 lbs
temperature (F°)	-4 to +158	-4 to +158	-4 to +158
screen size	4.3"	5.6"	5.6"
quad view	-	-	-
DVR compatible	-	-	-
mirror image	Yes	Yes	Yes
remote control	Yes	Yes	Yes
sunshade	No	Yes	Yes
weatherproof	-	-	-
max cameras	2	3	4
4 pin camera connection	Yes	Yes	-



# camera systems monitors



**EC7003-M**

FCC, CE, R10, C-Tick, RoHS



**EC7000-QM**

FCC, CE, RoHS



**M7000B**

CE, RoHS

Yes	Yes	Yes
Yes	Yes	Yes
12-24	12-24	12-24
6	6.4	5
Yes	Yes	-
Yes	Yes	Yes
8.4" x 6" x 2.8"	8.4" x 6" x 2.8"	6.85" x 4.49" x 0.94"
3.3 lbs	3.3 lbs	0.88 lbs
-4 to +158	-22 to +158	-4 to +158
7.0"	7.0"	7.0"
-	Yes	-
-	-	-
Yes	Yes	Yes
Yes	Yes	-
Yes	Yes	Yes
-	-	-
3	4	2
Yes	Yes	Yes



## camera systems cameras



	EC2014-C	EC2014-WC	C2013B	EC2024-C
approvals	IP69K, FCC, CE, R10, C-Tick, RoHS	IP69K, FCC, CE, R10, RoHS	IP69K, FCC, CE, RoHS	IP69K, FCC, CE, R10, RoHS
color	Yes	Yes	Yes	Yes
black & white	-	-	-	-
power consumption (watts)	3	.25	1	2.5
microphone	Yes	Yes	-	Yes
day / night light sensor	Yes	Yes	Yes	Yes
dimensions	2.87" x 2.99" x 2.60"	2.87" x 2.99" x 2.98"	2.92" x 3.01" x 2.62"	3.6" x 2.7" x 2.5"
weight	0.74 lbs	0.89 lbs	0.6 lbs	0.82 lbs
temperature (F°)	-22 to +158	-4 to +158	-22 to +158	-22 to +158
lens angle	120°	120°	120°	120°
lens size	1/3"	1/3"	1/4"	1/10"
infrared LEDs	11	11	18	18
mechanical vibration	10G	10G	8G	10G
4 pin camera connection	Yes*	-	Yes*	Yes*

\*threaded connection

Kits include a short Y-type wiring harness. An additional camera and transmission cable (ECTC20-4) are required to expand the kit to two cameras.



# camera systems cameras



**EC2023-C**

IP69K, FCC, CE, R10, RoHS

Yes

-

1.3

Yes

Yes

2.3" x 2.6" x 2.1"

0.51 lbs

-22 to +158

120°

1/10"

6

10G

Yes\*



**EC2022-C**

IP69K, FCC, CE, R10, C-Tick, RoHS

Yes

-

1.3

-

Yes

12.3" x 6.3" x 1.2"

0.73 lbs

-22 to +158

150°

3/5"

4

10G

Yes\*



**EC2015-C**

IP67, FCC, CE, RoHS

Yes

-

< 1

No

Yes

1.69" x 1.24" x 1.1"

0.14 lbs

-22 to +158

120°

-

10

-

Yes\*



**EC2020-C**

IP69, RoHS

Yes

-

2

-

-

0.9" x 0.9" x 0.9"

0.11 lbs

-22 to +158

170°

3/5"

-

10G

Yes\*



**EC2021-C**

IP69, RoHS

Yes

-

2

-

-

0.6" diameter

0.09 lbs

-22 to +158

170°

3/5"

18

10G

Yes\*



# camera systems accessories

## Wireless Modules



**ECANTE-R**  
Remote antenna (3M cable)

Used with EC5605-WK



**ECANTE**  
Replacement antenna

Used with EC1000-WMK, EC5605-WM, EC2014-WC



**EC1000-WMK**  
12-24V, 5A  
IP69K, -4° to +140° F  
0.75 lbs  
4.13" x 4.10" x 1.01"  
Converts EC5603-K & EC7003-K to wireless

## Monitor Mounting



**MB01**  
Adhesive  
5.0", 5.6" and 7.0"



**MB03**  
3 Bolt  
5.6" and 7.0"

## Sensor Kit Components



**EC1004-SK**  
Reversing sensor system

Kit includes all components: EC-CB04, EC1005, EC-RS04 & PC-1004 (or order individually)



**EC-CB04**  
Control box

Used with EC4204-SK, EC5604-SK, EC7004-SK & EC1004-SK



**EC-RS04**  
4 Sensors

Used with EC4204-SK, EC5604-SK, EC7004-SK & EC1004-SK



**EC1005**  
Speaker

Used with EC4204-SK, EC5604-SK, EC7004-SK & EC1004-SK



**PC-1004**  
Power cable

Used with EC4204-SK, EC5604-SK, EC7004-SK & EC1004-SK

## Cables

### CAMERA TRANSMISSION CABLES



**ECTC5-4** 5m/16' (4 pin)

**ECTC10-4** 10m/32' (4 pin)

**ECTC20-4** 20m/65' (4 pin)

For use with any current ECCO camera



**TC05** 5m/16' (4 pin)

**TC10** 10m/32' (4 pin)

For use with S-Video pin layout



**TC15** 15m/49' (4 pin)

**TC20** 20m/65' (4 pin)

For use with S-Video pin layout



**ECTT-10-01** 10m/32' (1 camera)

**ECTT-10-02** 10m/32' (2 camera)

**ECTT-20-01** 20m/65' (1 camera)

**ECTT-20-02** 20m/65' (2 camera)

For use with any current ECCO camera

Tractor to trailer socket connector (7 to 4 pin monitor to curly = 5m/16')

Kits include a short Y-type wiring harness. An additional camera and transmission cable (ECTC20-4) are required to expand the kit to multiple cameras.

### POWER / TRIGGER / TRANSMISSION HARNESSSES



**PC1.8Y-4**  
6' (Female 8)

Used with EC5605-WM monitor



**PCY-M7000B**  
5' (Male 4 / Male 9)

Used with M7000B monitor



**PC1.8Y-4**  
6' (Male 4 / Female 13)

Used with EC5603-M, EC7003-M monitors



**PCY-EC7000-QM**  
3' (Male 4 / Female 22)

Used with EC7000-QM monitor





# camera systems accessories

## Adapters



**ADPT-07**  
S-video to VHS (S = Female 4 / VHS = Male 4) - 5"



**ADPT-08**  
S-video to VHS (S = Female 4 / VHS = Male 4) - 5"



**ADPT-09**  
S-video to VHS (S = Female 4 / VHS = Male 6) - 5"



**ECADPT-1**  
4 Pin Male Threaded to 4 Pin Female VHS



**ECADPT-2**  
4 Pin Female Threaded to 4 Pin Male S-Video

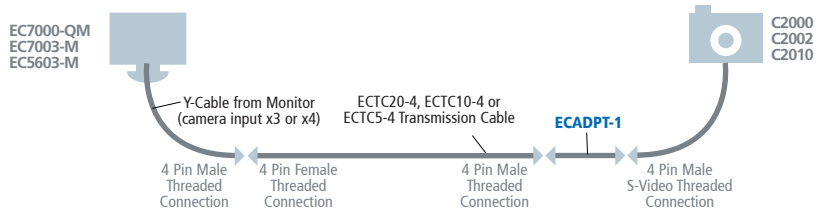


**ECADPT-3**  
4 Pin Male Threaded to 4 Pin Female Threaded

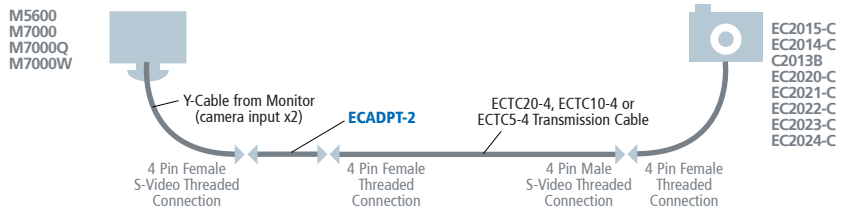


**ECADPT-4**  
4 Pin Female S-Video to 4 Pin Male Threaded

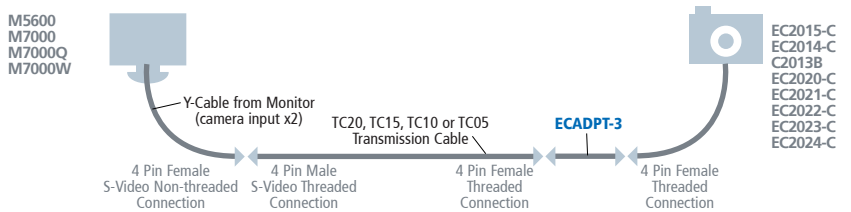
## Legacy Camera Adapter Applications ECADPT-1



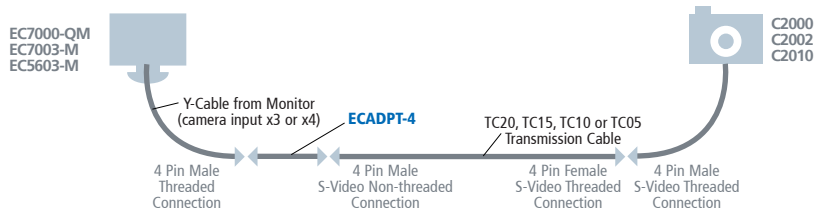
## ECADPT-2



## ECADPT-3



## ECADPT-4



## Beacon Lenses



**7960 Series**  
R7960LA - Amber  
R7960LB - Blue  
R7960LC - Clear  
R7960LG - Green  
R7960LR - Red



**7100 Series**  
R7160LA - Amber  
R7160LB - Blue  
R7160LC - Clear  
R7160LG - Green  
R7160LR - Red



**7900/6900/6700/6600  
6500/6500 J-Bolt Series**  
R6050LA - Amber  
R6050LB - Blue  
R6050LC - Clear  
R6050LG - Green  
R6050LR - Red



**7900/6900/6700/6600  
6500/6500 J-Bolt Series**  
R6070LA - Amber  
R6070LB - Blue  
R6070LC - Clear  
R6070LG - Green  
R6070LR - Red



**6410 / 6465**  
R6400LA - Amber  
R6400LB - Blue  
R6400LC - Clear  
R6400LG - Green  
R6400LR - Red



**6200 Series Strobe**  
R6220LA - Amber  
R6220LB - Blue  
R6220LC - Clear  
R6220LG - Green  
R6220LR - Red



**6200 Series LED**  
R6260LA - Amber  
R6260LB - Blue  
R6260LC - Clear  
R6260LR - Red



**5800 Series**  
R5810LA - Amber  
R5810LB - Blue  
R5810LR - Red



**5800 Series**  
R5840LA - Amber

## Minibar Domes / Lenses



**60 Series - 22" Lens**  
**5135/5150 - 15"**  
R5150LA - Amber  
R5150LB - Blue  
R5150LC - Clear  
R5150LR - Red



**70 Series - 22" Lens**  
**5315/5350 - 15"**  
R6050LA - Amber  
R6050LB - Blue  
R6050LC - Clear  
R6050LR - Red



**70 Series - 22" Filter**  
**5315/5350 - 15"**  
A5000FA - Amber  
A5000FB - Blue  
A5000FR - Red



**60 Series - 22" Dome**  
R5101LA - Amber  
R5101LB - Blue  
R5101LC - Clear  
R5101LR - Red



**5135/5150 - 15"**  
R5100LA - Amber  
R5100LB - Blue  
R5100LC - Clear  
R5100LR - Red



**70 Series - 22" Dome**  
R5400LA - Amber  
R5400LB - Blue  
R5400LC - Clear  
R5400LR - Red



**5315/5350 - 15"**  
R5300LA - Amber  
R5300LB - Blue  
R5300LC - Clear  
R5300LR - Red



**5580/5585 15"**  
**Dome**  
R5500LA - Amber  
R5500LC - Clear



**5590 15"**  
**Dome**  
R5590LA - Amber  
R5590LC - Clear




**5587/5597 15"**  
**Dome**  
EZ5507LA - Amber  
EZ5507LC - Clear



# accessories

## Lightbar Domes

R209-902C



ER0004



R309-902C



R159-901C



R209-907C



R109-901C



ER0003



R109-904C



EZ2116C



EZ21L22C



### 10 Series - All Models

- R109-901X - End Upper
- R209-902C - End Lower
- R109-904X - Center Upper Short
- R209-905C - Center Lower Short
- R109-906X - Center Upper Long
- R209-907C - Center Lower Long

### 12 Series - All Models

- ER0003 - End, 24" Clear
- ER0004 - Center, 6" Clear

### 15 Series - All Models

- R159-901X - End Upper
  - R309-902C - End Lower
  - R109-904X - Center Upper Short
  - R209-905C - Center Lower Short
  - R109-906X - Center Upper Long
  - R209-907C - Center Lower Long
- 36"/0.91m Models**
- R159-901X - End Upper
  - R309-902C - End Lower
  - R109-906X - Center Upper
  - R209-907C - Center Lower

### 21 Series - All Models

- EZ2101C - Lower End Lens
- EZ2108C - Lower Center, Short
- EZ2111C - Lower Center, Med
- EZ2116C - Lower Center, Long
- EZ2127UX - Upper End Lens
- EZ2127U8X - Upper Center, Short
- EZ2127U11X - Upper Center, Med
- EZ2127U16X - Upper Center, Long
- EZ2127U22X - 22" Upper Lens
- EZ21L22C - 22" Lower Lens

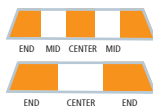
### 27 Series - All Models

- EZ2701C - Lower End Lens
- EZ2708C - Lower Center, Short
- EZ2711C - Lower Center, Med
- EZ2127UX - Upper End Lens
- EZ2127U8X - Upper Center, Short
- EZ2127U11X - Upper Center, Med
- EZ2127U16X - Upper Center, Long
- EZ2127U22X - 22" Upper Lens
- EZ27L22C - 22" Lower Lens

### 60 Series

- 36"/0.91m Models**
- R5103LX - 11.4"/290mm End
  - R5102LX - 12.9"/327mm Center
- 48"/1.2m Models**
- R5105LX - 10.4"/264mm End
  - R5108LX - 12"/305mm End
  - R5110LX - 17.4"/441mm End
  - R5104LX - 8.8"/224mm Mid
  - R5107LX - 6"/154mm Mid
  - R5102LX - 12.9"/327mm Center
  - R5104LX - 8.8"/224mm Center
- 54"/1.37m Models**
- R5111LX - 20.3"/517mm End
  - R5114LX - 14.2"/361mm End
  - R5115LX - 11"/280mm End
  - R5107LX - 6"/154mm Mid
  - R5102LX - 12.9"/327mm Center
  - R5109LX - 18.9"/479mm Center
- 60"/1.5m Models**
- R5111LX - 20.3"/517mm End
  - R5112LX - 17.9"/455mm End
  - R5107LX - 6"/154mm Mid
  - R5106LX - 11.3"/288mm Center
  - R5109LX - 18.9"/479mm Center

### Dome Key



10/15/60 Series: Replace X in part number with desired color: A=Amber, B=Blue, C=Clear, G=Green, R=Red

21/27 Series: Replace X in part number with desired color: A=Amber, B = Blue, BLK=Black, C=Clear, R=Red

## Light Source Components



**EZ1401X - Module**  
DropLock directional LED module (A, B, C, G, R)  
Used with 14 Series



**EZ1402X - Module**  
DropLock 360° beacon LED module (A, B, C, G, R)  
Used with 14 Series



**EZ1403AL - Module**  
DropLock alley light LED module  
Used with 14 Series



**EZ1403WL - Module**  
DropLock worklamp LED module  
Used with 14 Series



**EZ1404 - Module**  
DropLock stop-tail-indicator LED module  
Used with 14 Series



**EZ1411-XX - Module**  
DropLock center illumination LED module (48, 54, 60, 72)  
Used with 14 Series



**EZ1414 - Safety Director**  
Safety Director LED  
Used with 14 Series



**EZ21F3X - Module**  
Front/rear TR3 LED module - independent flashing (A, B, G, R, W)  
Used with 21 Series



**EZ21F4X - Module**  
Front/rear TR4 LED module - independent flashing (A, B, G, R, W)  
Used with 21 Series



**EZ21F6X - Module**  
Corner TR6 LED module - independent flashing (A, B, G, R, W)  
Used with 21 Series



**EZ21F9X - Module**  
Corner TR9 LED module - independent flashing (A, B, G, R, W)  
Used with 21 Series



**EZ21CC3X - Module**  
Front/rear TR3 LED module - centrally controlled (A, B, G, R, W)  
Used with 21 Series



**EZ21CC4X - Module**  
Front/rear TR4 LED module - centrally controlled (A, B, G, R, W)  
Used with 21 Series



**EZ21CC6X - Module**  
Corner TR6 LED module - centrally controlled (A, B, G, R, W)  
Used with 21 Series



**EZ21CC9X - Module**  
Corner TR9 LED module - centrally controlled (A, B, G, R, W)  
Used with 21 Series



**EZ21CC18XX - Module**  
Front/rear TR18 LED module - centrally controlled (AB, AW, BW, RB, RW)  
Used with 21 Series



**EZ2127WL - Module**  
Alley/Worklamp TR3 LED module  
Used with 21, 27 (worklamp only) Series



**EZ2127STT**  
Stop-Tail-Turn LED module (pair)  
Used with 21, 27 Series



**EZ27IF3X - Module**  
Front/rear REF3 LED module - independent flashing (A, B, R, W)  
Used with 27 Series



**EZ27IF3SX - Module**  
Front/rear REF3 LED module - steady burn (A, B, R, W)  
Used with 27 Series



**EZ27IF8X - Module**  
Front/rear REF8 LED module - independent flashing (A, B, R, W)  
Used with 27 Series



**EZ27IF8SX - Module**  
Front/rear REF8 LED module - steady burn (A, B, R, W)  
Used with 27 Series



**EZ27IF12X - Module**  
Front/rear REF12 LED module - independent flashing (A, B, R, W)  
Used with 27 Series



**EZ27CC3X - Module**  
Front/rear REF3 LED module - centrally controlled (A, B, R, W)  
Used with 27 Series



**EZ27CC8X - Module**  
Front/rear REF8 LED module - centrally controlled (A, B, R, W)  
Used with 27 Series



**EZ27CC12X - Module**  
Front/rear REF12 LED module - centrally controlled (A, B, R, W)  
Used with 27 Series



**EZ27CC22XX - Module**  
Front/rear REF22 LED module - centrally controlled (AB, AW, BW, RB, RW)  
Used with 27 Series



**EZ2700AL - Module**  
Alley LED module  
Used with 27 Series



**EZ2127DOT - Module**  
DOT Strip LED module  
Used with 21, 27 Series



# accessories



**A109-924X - Module**  
Front/rear TIR module w/pigtail  
(A, B, C, R)  
Used with 10 & 15 Series



**A159-938X - Module**  
Corner TIR module w/pigtail  
(A, B, C, R)  
Used with 10 & 15 Series



**EZ0001X - Module**  
Front/rear reflective module  
(A, B, C, R)  
Used with 10 & 15 Series



**EZ0002X - Module**  
Corner reflective module  
(A, B, C, R)  
Used with 10 & 15 Series



**EZ0003 - Module**  
Worklamp/alley light (pair)  
Used with 12 Series



**EZ0005 - Module**  
Stop-Tail-Indicator (pair)  
Used with 12 Series



**EZ0007X - Module**  
Front/rear module (A, B, C, G, R)  
Used with 12 Series



**EZ1290X - Module**  
Rear module (A, B, C, G, R)  
Used with 12 Series



**R109-924X - Module**  
Front/rear TIR module (A, B, C, R)  
Used with 10 & 15 Series



**R159-938X - Module**  
Corner TIR module (A, B, C, R)  
Used with 10 & 15 Series



**R109-938X - Module**  
Corner TIR Cluster (A, B, C, R)  
Used with 10 Series



**ER3300X - Module**  
Safety Director (A, B, C, R)  
Used with ED3315



**R5015MGA - Assembly**  
Motor gear rotator 12V  
Used with 5315 Series



**R5101RA - Assembly**  
Belt drive rotator 12V  
Used with 5135



**R5800RA - Assembly**  
Belt drive rotator 12V  
Used with 5800 Series



**R6004RA - Assembly**  
Belt drive rotator 12V  
Used with 60 Series



**R6004STT - Assembly**  
Stop-Tail-Indicator lamp  
Used with 60 Series



**R6002WL - Assembly**  
Worklamp  
Used with 60 Series



**R5100RF**  
Rotator belt/reflector  
Used with R5101RA, R5800RA,  
R6004RA, 5135, 5800 &  
60 Series rotators



**R5300RF**  
Rotator reflector  
Used with R5015MGA &  
5315 Series rotators



**A5000FX**  
Rotator filter (A, B, R)  
Used with R5015MGA & 5315 Series



**R5101B / R5801B**  
Rotator belt/reflector  
R5101B used with R5101RA, R6004RA,  
5135 & 60 Series rotators  
R5801B used with R5800RA & 5800 Series



**R6501FT - Flashtube**  
Helical (360° strobes)  
Used with 5150, 5350, 6500, 6600, 6700,  
6900 & 60 Series 360° strobes



**R9000FT - Flashtube**  
Helical (directional strobes)  
Used with 60 Series directional strobes



**R6410FT - Flashtube**  
'U' (industrial 360° strobe)  
Used with 6410



**R6200FT - Flashtube**  
Linear (industrial 360° strobe)  
Used with 6220, 6225 & 6226



**R5812BH - Bulb**  
Halogen 12V H1  
Used with 5135, 5800, 60 Series  
rotators



**R5012BH - Bulb**  
Halogen 12V Bayonet  
Used with 5315 Series rotators &  
60 Series directional halogens



**R5024BH - Bulb**  
Halogen 24V Bayonet  
Used with 5315 Series rotators



**E94001 - Bulb**  
H3 Bulb 12V, 55W  
**E94002 - Bulb**  
H3 Bulb 24V, 70W  
Used with halogen worklamps

## Switches & Controls



**EZ1405**  
Lightbar controller  
Used with 14 Series



**EZ1415**  
Lightbar controller  
suction cup mount  
Used with 14 Series Controller



**EZ2127ASCC**  
Lightbar controller - for  
centrally controlled modules  
Used with 21, 27 Series



**EZ2127ASIF**  
Lightbar controller - for  
independent flashing modules  
Used with 21, 27 Series



**EZ0006**  
Lightbar controller  
Used with 12 Series



**3410CB**  
Safety Director controller  
Used with 3410, ED3315



**ED3307CB**  
Safety Director Arrow controller  
Used with ED3307A, ED3307SA



**RM4DIRC**  
Built-in Safety Director  
Controller (LED/Halogen)  
Used with 10, 15 Series



**EZ2127SB**  
Switch box - 3 level slide,  
6 switch 12V  
Used with 21, 27 Series



**A9000**  
Switchbox - 6 switch 12V



**A9891**  
Illuminated 12V-Amber-SPST



**A9893**  
Switch panel - single slot  
(excludes switch)  
Used with A9891 / A9892



**A9904**  
Bracket mounting kit  
Used with A9901 / A9902 / A9903



**A9905SW**  
On/off & flash pattern switches  
Used with multiple pattern LEDs



**A9660SW**  
Remote strobe switch  
Used with 9660 Series



**A9901**  
Illuminated 12V



**A9902**  
Bracket - end section  
Used with A9901



**A9903**  
Bracket - center section  
Used with A9901



**EZ2127PC**  
Photo cell - for day/night auto  
dimming  
Used with 21, 27 Series



**EZ2127SP**  
Solar panel - for battery  
conditioning  
Used with 21, 27 Series



**EZ2127CCXXX**  
Driver board - for centrally  
controlled modules  
(600, 800, 950)  
Used with 21, 27 Series



**EZ0120**  
PIR Motion Sensor  
110° cone, adjustable sensitivity  
Used with Interior Lighting



# accessories

## Lightbar Mounting Kits

54" lightbars recommended for full size trucks

### Strap Mounts



**10 / 14 Series**



**12 Series**



**15 Series**



**21 / 27 Series**



**60 Series**

Chevy Caprice 2012-2015	A1031RMK	A1231RMK	A1030RMK	
Dodge Charger 2011-2015	A1031RMK	A1231RMK	A1030RMK	
Dodge Charger 2007-2010	A1029RMK	A1229RMK	A1028RMK	
Dodge Truck 1/2T 2009-2016, 3/4-1T 2010-2016	A1036RMK*	A1236RMK*	A1536RMK*	A212706RMK
Dodge Truck 1/2T 2002-2008, 3/4-1T 2003-2009	A1011RMK	A1211RMK	A1017RMK	A212707RMK
Ford Truck 1/2T 2015-2016	A1034RMK*	A1234RMK*	A1534RMK*	A212709RMK*
Ford Truck 1/2T 2010-2014	A1025RMK	A1225RMK	A1022RMK	A212710RMK
Ford Truck 1/2T 2004-2009	A1010RMK	A1210RMK	A1016RMK	
Ford Truck 1/2T 1997-2003	A1014RMK	A1214RMK	A1020RMK	
Ford Super Duty Truck 2010-2016	A1035RMK* / A1026RMK	A1235RMK* / A1226RMK	A1535RMK* / A1023RMK	A212701RMK
Ford Super Duty Truck 1999-2009	A1012RMK	A1212RMK	A1018RMK	A212705RMK
Ford Crown Victoria 1992-2012	A1013RMK	A1213RMK	A1019RMK	
Ford PPV/SUV 2013-2016	A1031RMK	A1231RMK	A1030RMK	
Ford PPV/SUV 2013-2016 (pursuit rated)	A1033RMK*			
Ford E-Series Van 1996-2014				A212702RMK
Ford Escape/Explorer 2012-2016				A212703RMK
GM Truck 1/2T 2014-2016, 1T Tahoe/Yukon 2015-2016	A1037RMK*	A1237RMK*	A1537RMK*	A212708RMK
GM Truck 1/2T 2007-2013	A1027RMK	A1227RMK	A1024RMK	A212704RMK
GM Truck 1/2T 1998-2006, 1T Tahoe/Yukon 2007-2014	A1011RMK	A1211RMK	A1017RMK	A212707RMK
GM Van (Express/Savana) 2003-2014				A212702RMK
Toyota Tacoma 2005-2015	A1038RMK*	A1238RMK*	A1538RMK*	A212703RMK
Toyota Tundra 2007-2014	A1039RMK*	A1239RMK*	A1539RMK*	
Universal Gutterless 48"-60"				A5002RMK
Universal Gutter 48"-60"				A212702RMK A5003RMK

\*Indicates paint finish is black. All other mounting kits are stainless steel.

### Standard Installation



**ER0002**  
Standard Feet Kit  
Used with 10, 12, 15 Series



**A2127FT**  
Standard Feet Kit  
Used with 21/27 Series



**A5005RMK**  
Rubber Feet Kit  
Used with 15 Series



**A5001RMK**  
Rubber Feet Kit  
Used with 60 Series

### Rack Mount



**A1032RMK**  
Headache Rack Bracket  
Used with 12 Series



**A1401RMK**  
Headache Rack Bracket  
Used with 14 Series



**A2127HRMK**  
Headache Rack Bracket  
Used with 21/27 Series

## Mounting Hardware



**A3510BZC**  
Chrome Bezel  
Used with 3510



**A3930BZB / BZC**  
Black or Chrome Bezel  
Used with 3930



**A3931BZB / BZC**  
Black or Chrome Bezel  
Used with 3931



**A3932BZB / BZC**  
Black or Chrome Bezel  
Used with 3932



**EZ3703BLBZ / CHMBZ**  
Black or Chrome Bezel  
Used with 3703



**EZ3704BLBZ / CHMBZ**  
Black or Chrome Bezel  
Used with 3704



**EZ3705BLBZ / CHMBZ**  
Black or Chrome Bezel  
Used with 3705



**EZ3703RUBZ / 04 / 05**  
Flush Mount Black Rubber Grommet  
Used with 3703, 3704, 3705



**R2140GR**  
Round Grommet  
Used with A9894, 3921 & 3945



**R2160GO**  
Oval Grommet  
Used with A9895, 3860, 3920 & 3965



**A3860ADPT**  
Grommet Adapter  
Used with 3800 Series



**A9894**  
Round Grommet Box  
Used with 3921 & 3945



**A9895**  
Oval Grommet Box  
Used with 3860, 3920 & 3965



**ER2020A**  
Amber Bezel  
Used with ED3022, EW2020 & EW2021



**ER2020B**  
Blue Bezel  
Used with ED3022, EW2020 & EW2021



**ER2020BLK**  
Black Bezel  
Used with ED3022, EW2020 & EW2021



**ER2020C**  
Chrome Bezel  
Used with ED3022, EW2020 & EW2021



**ER2020G**  
Green Bezel  
Used with ED3022, EW2020 & EW2021



**ER2020R**  
Red Bezel  
Used with ED3022, EW2020 & EW2021



**ER2020W**  
White Bezel  
Used with ED3022, EW2020 & EW2021



**A3510L**  
Universal Bracket  
Used with 3510



**A3510MA**  
Multi-Angle Bracket  
Used with 3510



**A3730BKT**  
Universal Bracket  
Used with 3730 & 3735 Series



**A3730DCK**  
Deck Mount Bracket  
Used with 3730 & 3735 Series



**A3730LIC / EZ3703LICB**  
License Plate Bracket  
A3730LIC used with 3730 & 3735 Series  
EZ3703LICB used with 3703



**A3730TNK**  
Trunk Mount Bracket  
Used with 3730 & 3735 Series



**A3730WIN**  
Adhesive Window Bracket  
Used with 3730 & 3735 Series



**EZ3766L**  
Universal Bracket  
Used with ED3766



**EZ3703LBRKT / 04 / 05**  
90° Bracket  
Used with 3703, 3704, 3705



**EZ3703GBKT / 04 / 05**  
Grille Bracket  
Used with 3703, 3704, 3705





# accessories



**R3600SC**  
Suction Cup  
Used with 3600 Series



**A5850TB**  
T Bracket DIN Pole Mount  
Used with 5810 & 5850



**A5850LB**  
L Bracket DIN Pole Mount  
Used with 5810 & 5850



**A6400MB**  
1" Pipe Mirror Bracket  
Used with 6550, 6570, 7460,  
7945 & 7950



**A6400MBP**  
Mirror Bracket Adapter Plate  
Used with 6200 & 6400 Series  
(use with A6400MB)



**A7660PF**  
1" Pipe Mount Flange  
Used with 7600 Series



**A6520HW**  
J-Bolt Installation Kit  
Used with 6520 & 6530



**A6600VDK**  
Vibration Damping Mount Kit  
Used with 6500, 6600, 6700, 6900,  
7100, 7400, 7600 & 7900 Series



**A6600SLB**  
Self-Leveling Bracket  
Used with 6500, 6600, 6700, 6900,  
7100, 7400, 7600 & 7900 Series



**EW2400MK**  
Mounting Bracket  
Used with EW2470/71, EW2480/81,  
EW2490/91, EW2019



**A5300MK / A5500MK**  
Magnet Mount Kit  
A5300MK used with 5200 & 5300 Series  
A5500MK used with 5500 Series



**A5300VMK / 5500**  
Vacuum-Magnet Mount Kit  
A5300VMK used with 5100 & 5300 Series  
A5500VMK used with 5500 Series



**A6000VMK / 7660**  
Vacuum-Magnet Mount Kit  
A6000VMK used with 6500, 6600, 6900,  
7100, 7400, 7600 & 7900 Series  
A7660VMK used with 7400 & 7600 Series



**A6600MK**  
Magnet Mount Kit  
Used with 6500, 6600, 6900, 7100,  
7400, 7600 & 7900 Series



**A7660MK**  
Magnet Mount Kit  
(Requires A7660PF  
for use with 7600 Series)  
Used with 7400 & 7600 Series



**A7180VMK / 85**  
Vacuum-Magnet Mount Kit  
A7180VMK used with EB7180 (5A fuse)  
A7185VMK used with EB7185 (15A fuse)



**EZ2122MG**  
Magnet Mount Kit  
Used with 21 Series (22")



**A5300M / R6600M**  
2 3/8" Magnet  
Used with 5280MG & 5315MG



**R6600M**  
3" Magnet  
Used with A6600MK



**A6600MC**  
Magnet Cover  
Used with A6600MK



**A6520FM**  
Flush Mount Base  
Used with 6520 & 6530



**A6520MG**  
Magnet Mount Base  
Used with 6520 & 6530



**A6520PM**  
3/4" Pipe Mount Base  
Used with 6520 & 6530



**A6521PM**  
1" Pipe Mount Base  
Used with 6520 & 6530



**ER3100MK / 3200**  
Utility Bar Mounting Kit  
ER3100MK used with single row 5W  
ER3200MK used with double row 5W  
& all 10W utility bars



**EW4000**  
Replacement handle  
Used with EW2450 / EW2451



**EW4004**  
Replacement Handle  
Used with EW2461



**EW4001**  
Replacement mounting base  
Used with EW2450 / EW2451



**EW4003**  
Cigarette Plug Charger  
Used with EW2461



**EW4002-NA**  
North American AC Plug  
Adapter, 110 VAC  
Used with EW2461

## Cables, Plugs & Connectors



**R5135CP / R5300CP**  
17' Cigarette Cord & Plug  
R5135CP used with 5135-VM & 5813-MG  
R5300CP used with 5135-MG & 5315-VM



**R5150CP / 5500 / 6600**  
15' Cigarette Cord & Plug  
R5150CP used with 5150-VM & 5350-VM  
R5500CP used with 5500 Series  
R6600CP used with A6600MK, 6400,  
6500, 6600, 6900 & 7900 Series



**R9000PCH**  
Power Control Harness  
Used with 9200 & 9400 Series



**A9000AMP**  
AMP Superseal + Pins  
Used with 9200 & 9400 Series



**E94011**  
Modular Connector  
Used with EW2320 & EW2321



**EZ0112**  
Cap & wire for spliced sections  
Used with EW0100 Series



**EZ0351**  
Replacement bullet connectors  
Used with EW0351

## Guards & Covers



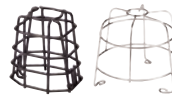
**A6050BG**  
5" Branch guard  
Used with 6550, 6650, 6710, 6750,  
6950, 7160, 7930, 7945, 7965 & 7975



**A6070BG**  
7" Branch guard  
Used with 6570, 6670, 6720, 6770,  
6970, 7935, 7950, 7960, 7970 & 7980



**A6090BG**  
7" High base branch guard  
Used with 6690 & 6990



**A6220BG / 6400**  
Branch guard  
A6220BG used with 6200 Series  
A6400BG used with 6400 Series



**A6501BT**  
Black top  
Used with 6500, 6600, 6700,  
6900 & 7900 Series



**A6520BG**  
5" J-Bolt  
Used with 6520



**A6050DC**  
5" Dust cover  
Used with 6550, 6650, 6710, 6750,  
6950, 7930, 7945, 7965 & 7975



**A6070DC**  
7" Dust cover  
Used with 6570, 6670, 6690, 6770,  
6970, 6990, 7935, 7950, 7970 & 7980



**A6400HC**  
1/2 Lens cover  
Used with 6400 Series



**A6600HT**  
1/2 Lens cover  
Used with 6550, 6650, 6710, 6750,  
6950, 7930, 7945, 7965 & 7975

## Dome Screws & Clips



**EZ1417**  
Lens retaining latch (pair)  
Used with 14 Series



**EZ2127LC**  
Lens retaining clip  
Used with 21 & 27 Series



**R209-927**  
Lens retaining clip  
Used with 10 Series



**R109-942**  
Lens retaining screw  
Used with 10 Series



**R159-942**  
Lens retaining screw  
Used with 15 Series



**R209-921**  
Lens joining clip  
Used with 10 & 15 Series



**R0007**  
Baffle-amber  
Used with 60 Series



**R0008**  
Baffle-clear  
Used with 60 Series



**R0004**  
End cap  
Used with 60 & 70 Series



# merchandizing



**POP-1**  
Multi-product countertop display  
(excludes product & power supply)



**POP-2**  
Worklamp countertop display  
(excludes product & power supply)



**POP-4**  
Stick-A-LED™ countertop display  
(includes product & power supply)



**POP-5**  
Equinox™ countertop display  
(includes product & power supply)

## Countertop Displays

### POP-8

Interior lighting countertop display (includes product & power supply)



## Power Supplies



**EC20**  
Converter 110 VAC to 12 VDC (20 AMP)



**EM2000**  
Converter 110 VAC to 12 VDC (5 AMP)

## Gondola Display Kits



### POP-KIT1

Pegboard

### POP-KIT1S

Slatwall

#### Shelves

- 2 alarm
- 4 beacon
- 1 minibar
- 2 LED
- 1 worklamp



### HDBE

34.5" x 10" headerboard included with each gondola kit. Additional headerboards may be ordered.

### Shelf Labels

Self-adhesive description labels used for working product shelves. Specify part numbers needed with your Sales Representative.



### POP-KIT2

Pegboard

### POP-KIT2S

Slatwall

#### Shelves

- 4 alarm
- 5 beacon
- 1 minibar
- 3 LED
- 2 worklamp



### POP-KIT3

Pegboard

### POP-KIT3S

Slatwall

#### Shelves

- 4 alarm
- 6 beacon
- 2 minibar
- 4 LED
- 2 worklamp

**POP-LED-KIT** Allows mounting of directional LEDs on alarm brackets supplied with gondola kits.

**NOTE** Gondolas, display merchandise and power supply not included with kits.



# part number index

Part # Page



## BACK-UP ALARMS, WARNING ALARMS & SWITCHES

210.....	111
410.....	112
415.....	111
435.....	111
450.....	112
505.....	110
510.....	110
520.....	110
530.....	110
575.....	110
580.....	110
585.....	110
610N.....	112
630N.....	112
777.....	114
820N.....	113
830N.....	113
840N.....	113
850N.....	113
875N.....	113
876N.....	113
201120.....	115
202120.....	115
204120.....	115
208120.....	115
209120-E.....	115
CT530-2LDW.....	115
DF532.....	115
DS-1500.....	115
DT500.....	115
DT500FP-LWC.....	115
EA5050.....	109
EA5200.....	109
EA5820.....	109
EA5920.....	109
EA6100.....	109
EA7020.....	109
EA7070.....	109
EA9070.....	107 & 109

Part # Page

EA9724.....	107 & 109
EA9780.....	107 & 109
FH575.....	115
FH577.....	115
SA901N.....	107 & 112
SA115.....	107 & 114
SA907N.....	107 & 113
SA914N.....	107 & 113
SA917N.....	107 & 113
SA920.....	107 & 114
SA931N.....	107 & 112
SA940.....	107 & 112
SA950.....	107 & 110
SA951.....	107 & 110
SA955.....	107 & 111
SA980N.....	107 & 112
SW10.....	115
SW15.....	115
SW30.....	115



## BEACONS

5810.....	31
5813.....	31
5816.....	31
5840.....	31
5850.....	31
6220.....	30
6225.....	30
6226.....	30
6262.....	27
6263.....	27
6267.....	27
6410.....	30
6465.....	26
6520.....	31
6530.....	31
6550.....	29
6570.....	29
6650.....	29
6670.....	29
6690.....	29
6710.....	28
6720.....	28

Part # Page

6750.....	28
6770.....	28
6950.....	28
6970.....	28
6990.....	28
7160.....	25
7460.....	25
7660.....	24
7945.....	23
7950.....	23
7960.....	24
7965.....	23
7970.....	23
7975.....	23
7980.....	23
EB7180.....	21
EB7185.....	21
EB7930.....	23
EB7935.....	23



## CAMERA SYSTEMS

C2013B.....	126
EC2014-C.....	126
EC2014-WC.....	126
EC2015-C.....	127
EC2020-C.....	127
EC2021-C.....	127
EC2022-C.....	127
EC2023-C.....	127
EC2024-C.....	126
EC4200-K.....	123
EC4204-M.....	124
EC4204-SK.....	123
EC5603-K.....	118
EC5603-M.....	124
EC5604-SK.....	119
EC5605-WK.....	117
EC5605-WM.....	124
EC7000-QK.....	120
EC7000-QM.....	125
EC7003-K.....	121
EC7003-M.....	125
EC7004-SK.....	121

Part # Page

K7000B.....	122
M7000B.....	125



## DIRECTIONAL LEDS

3510.....	10
3611.....	15
3612.....	15
3703.....	12
3704.....	12
3705.....	12
3715.....	13
3730.....	13
3735.....	13
3811.....	10
3861.....	10
3910.....	14
3911.....	14
3912.....	14
3920.....	14
3921.....	14
3930.....	14
3931.....	14
3932.....	14
3945.....	15
3965.....	15
9011.....	17
9013.....	17
9014.....	17
9021.....	17
9022.....	17
9031.....	17
ED0001.....	11
ED0002.....	16
ED0003.....	16
ED0004.....	16
ED0010.....	17
ED0011.....	17
ED3022.....	11
ED3701.....	7
ED3702.....	7
ED3706.....	8
ED3712.....	8
ED3766.....	9

Part # Page



## HIDE-AWAY SYSTEMS

9230.....	18
9460.....	18
9660.....	19










## INTERIOR LIGHTING

EW0115.....	97
EW0116.....	97
EW0117.....	97
EW0118.....	97
EW0125.....	97
EW0126.....	97
EW0127.....	97
EW0128.....	97
EW0200.....	98
EW0201.....	98
EW0210.....	98
EW0211.....	98
EW0220.....	98
EW0221.....	98
EW0230.....	98
EW0231.....	98
EW0240.....	98
EW0241.....	98
EW0310.....	99
EW0311.....	99
EW0320.....	99
EW0321.....	99
EW0330.....	99
EW0331.....	99
EW0340.....	99
EW0341.....	99
EW0351.....	99
EW0400.....	100
EW0401.....	100



# part number index

Part #	Page	Part #	Page	Part #	Page	Part #	Page	Part #	Page
EW0402	100	15-00013-E	56	6221001	40	EW2300	77	 <p><b>MERCHANDIZING</b></p> <p>Advertisement Materials..... 141</p> <p>Countertop Displays..... 139</p> <p>Gondola Display Kits ..... 140</p> <p>Power Supplies..... 139</p>	
EW0410	100	15-00015-E	56	6221005	41	EW2301	77		
EW0411	100	15-00019-E	56	6221006	41	EW2303	75		
EW0412	100	15-00035-E	57	 <p><b>SAFETY DIRECTOR™</b></p> <p>3410.....63</p> <p>3435.....63</p> <p>3455.....63</p> <p>37038AS .....66</p> <p>37048AS .....66</p> <p>ED3307 .....65</p> <p>ED3315 .....64</p> <p>ED3335 .....64</p> <p>ED3355 .....64</p>		EW2304	75		
EW0500	101	15-00036-E	57			EW2310	76		
EW0501	101	15-00037-E	57			EW2311	76		
EW0502	101	15-00038-E	57			EW2320	78		
EW0503	101	15-00039-E	57			EW2321	78		
EW0600	102	15-01255-E	57			EW2330	77		
EW0601	102	15-01423-E	56			EW2331	77		
EW0602	102	15-01424-E	57			EW2340	78		
EW0700	103	15-01425-E	57			EW2341	78		
EW0701	103	15-01426-E	57			EW2411	84		
 <p><b>LIGHTBARS</b></p> <p>6363001.....59</p> <p>6363003.....59</p> <p>6363011.....59</p> <p>6483002.....59</p> <p>6483010.....59</p> <p>6483011.....59</p> <p>6543001.....59</p> <p>6543002.....59</p> <p>6543050.....59</p> <p>6545001.....59</p> <p>6603060.....59</p> <p>6605004.....59</p> <p>10-00047-E .....58</p> <p>10-00048-E .....58</p> <p>10-00631-E .....58</p> <p>10-00632-E .....58</p> <p>12-00001-E .....54</p> <p>12-00002-E .....54</p> <p>12-00003-E .....54</p> <p>12-00004-E .....55</p> <p>12-00005-E .....55</p> <p>12-00006-E .....55</p> <p>12-00007-E .....55</p> <p>14-00001-E .....45</p> <p>14-00002-E .....45</p> <p>14-00003-E .....44</p> <p>14-00004-E .....45</p> <p>14-00005-E .....44</p> <p>14-00006-E .....44</p> <p>14-00007-E .....45</p> <p>15-00011-E .....56</p>		21-00001-E	50	EW2421	84	 <p><b>WORKLAMPS</b></p> <p>E91001.....87</p> <p>E91004.....87</p> <p>E91005.....87</p> <p>E91025.....87</p> <p>E91026.....87</p> <p>E91082.....87</p> <p>E91085.....87</p> <p>E91088.....87</p> <p>E91091.....87</p> <p>E91099.....87</p> <p>E91102.....87</p> <p>E92004.....83</p> <p>E92005.....82</p> <p>E92006.....82</p> <p>E92007.....83</p> <p>E92008.....86</p> <p>E92013.....85</p> <p>EW2000 .....80</p> <p>EW2010 .....80</p> <p>EW2019 .....74</p> <p>EW2020 .....75</p> <p>EW2021 .....75</p> <p>EW2101 .....69</p> <p>EW2102 .....69</p>			
		21-00002-E	51	EW2421	84				
		21-00003-E	51	EW2431	84				
		21-00004-E	50	EW2440	87				
		21-00005-E	51	EW2441	87				
		21-00006-E	51	EW2450	79				
		21-00007-E	50	EW2451	79				
		21-00008-E	51	EW2461	71				
		21-00009-E	51	EW2470	72				
		27-00001-E	52	EW2471	72				
27-00002-E	53	EW2480	73						
27-00003-E	53	EW2481	73						
27-00004-E	52	EW2490	73						
27-00005-E	53	EW2491	73						
27-00006-E	52	EW2501	86						
27-00007-E	53	EW2510	76						
 <p><b>MINIBARS</b></p> <p>5135.....40</p> <p>5150.....41</p> <p>5315.....40</p> <p>5280.....39</p> <p>5350.....41</p> <p>5450.....41</p> <p>5580.....38</p> <p>5585.....36</p> <p>5587.....37</p> <p>5590.....34</p> <p>5597.....35</p> <p>5221001.....40</p>		27-00007-E	53	EW2511	76	 <p><b>UTILITY BARS</b></p> <p>EW3108 .....89</p> <p>EW3114 .....90</p> <p>EW3124 .....91</p> <p>EW3136 .....92</p> <p>EW3149 .....93</p> <p>EW3208 .....89</p> <p>EW3214 .....90</p> <p>EW3225 .....91</p> <p>EW3233 .....92</p> <p>EW3242 .....93</p> <p>EW3312 .....94</p> <p>EW3324 .....95</p> <p>EW3336 .....95</p>			
		21-00002-E	51						
		21-00003-E	51						
		21-00004-E	50						
		21-00005-E	51						
		21-00006-E	51						
		21-00007-E	50						
		21-00008-E	51						
		21-00009-E	51						
		27-00001-E	52						
27-00002-E	53								
27-00003-E	53								
27-00004-E	52								
27-00005-E	53								
27-00006-E	52								
27-00007-E	53								
 <p><b>PARTS &amp; ACCESSORIES</b></p> <p><b>Beacons</b></p> <p>Cables, Plugs, Connectors.... 138</p> <p>Guards, Covers..... 138</p> <p>Lenses..... 130</p> <p>Mounting Hardware .... 136-137</p> <p><b>Camera Systems</b></p> <p>Adapters..... 129</p> <p>Cables ..... 128</p> <p>Sensor Components ..... 128</p> <p>Wireless Modules..... 128</p> <p><b>Directionals</b></p> <p>Switches &amp; Controls ..... 134</p> <p>Mounting Hardware .... 136-137</p> <p><b>Lightbars</b></p> <p>Domes ..... 131</p> <p>Dome Screws, Clips ..... 138</p> <p>Light Source Components ... 132</p> <p>Mounting Kits ..... 135</p> <p>Switches &amp; Controls ..... 134</p> <p><b>Minibars</b></p> <p>Cables, Plugs, Connectors.... 138</p> <p>Domes/Lenses ..... 130</p> <p>Light Source Components... 133</p> <p>Mounting Hardware .... 136-137</p> <p><b>Remote Strobes</b></p> <p>Cables, Plugs, Connectors.... 138</p> <p>Switches &amp; Controls ..... 134</p> <p><b>Safety Director™</b></p> <p>Light Source Components... 133</p> <p>Switches &amp; Controls ..... 134</p> <p><b>Worklamps</b></p> <p>Cables, Plugs, Connectors.... 138</p> <p>Mounting Hardware .... 136-137</p>									



### MERCHANDIZING

- Advertisement Materials..... 141
- Countertop Displays..... 139
- Gondola Display Kits ..... 140
- Power Supplies..... 139



### PARTS & ACCESSORIES

#### Beacons

- Cables, Plugs, Connectors.... 138
- Guards, Covers..... 138
- Lenses..... 130
- Mounting Hardware .... 136-137

#### Camera Systems

- Adapters..... 129
- Cables ..... 128
- Sensor Components ..... 128
- Wireless Modules..... 128

#### Directionals

- Switches & Controls ..... 134
- Mounting Hardware .... 136-137

#### Lightbars

- Domes ..... 131
- Dome Screws, Clips ..... 138
- Light Source Components ... 132
- Mounting Kits ..... 135
- Switches & Controls ..... 134

#### Minibars

- Cables, Plugs, Connectors.... 138
- Domes/Lenses ..... 130
- Light Source Components... 133
- Mounting Hardware .... 136-137

#### Remote Strobes

- Cables, Plugs, Connectors.... 138
- Switches & Controls ..... 134

#### Safety Director™

- Light Source Components... 133
- Switches & Controls ..... 134

#### Worklamps

- Cables, Plugs, Connectors.... 138
- Mounting Hardware .... 136-137

